

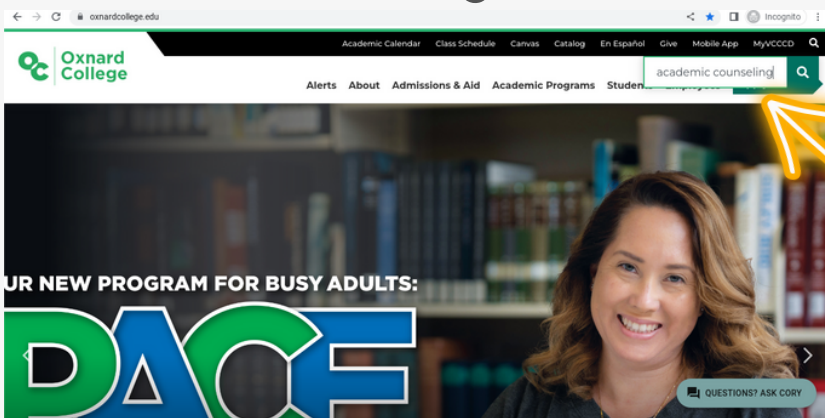
# USING STARFISH CONNECT TO SCHEDULE AN ACADEMIC COUNSELING APPOINTMENT

**NOTE:** If you are part of a college program such as **Athletics, CalWORKs, CARE, EAC/DSPS, EOPS, TRIO SSS, Veterans, etc.**, please connect with your program counselor.

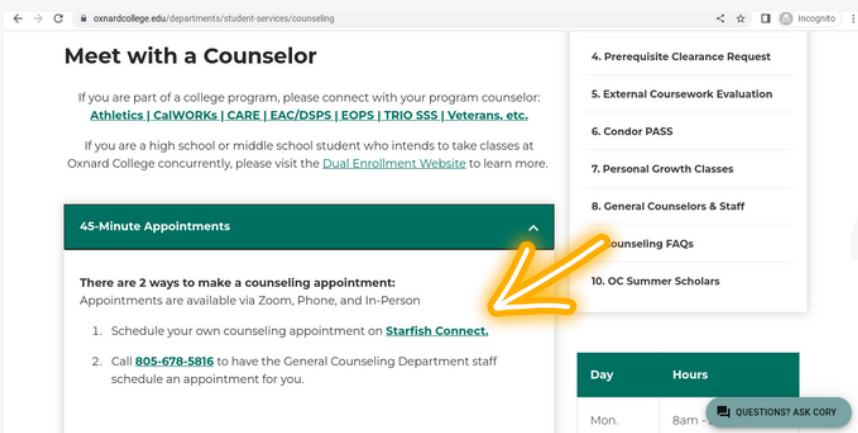
There are three ways to make an appointment with one of our general academic counselors-

**1) Via Phone Call:** Call OC Academic Counseling to make an appointment: (805)678-5816. Please have your #900 ready!

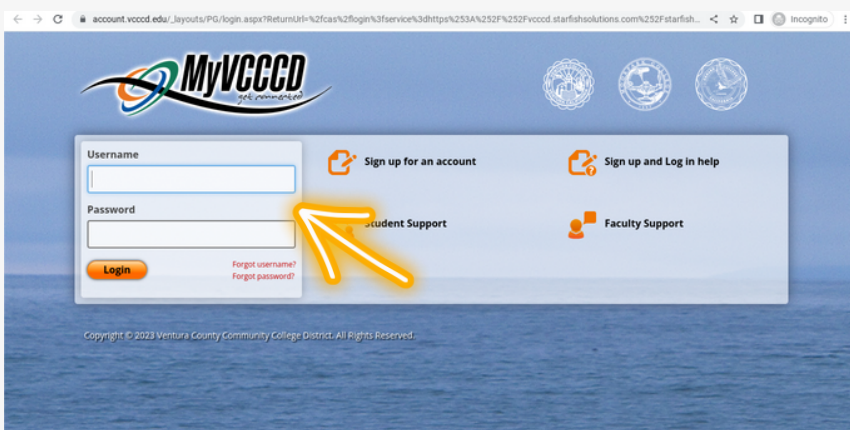
**2) Via Oxnard College Website Starfish:**



1) Visit **oxnardcollege.edu** and click on the search bar in the upper right hand corner. Type in "Academic Counseling"



2) Once you reach the academic counseling page, scroll down. Under the **"45-Minute Appointments"** dropdown, click on the highlighted **"Starfish Connect"**



3) From there, you'll be taken to Starfish Connect, but first you'll have to sign in using your student login

OC Counseling 5 in line, 1h 59m wait

What do you need help with?

OC Counseling > Academic Advisement (Ed Plan/Schedule/Progress Check)

OC Counseling > Apply for Graduation or a Degree/Certificate

OC Counseling > Career Counseling

OC Counseling > External Transcript Evaluation

OC Counseling > OC CaWORKs (pending)

OC Counseling > OC EAC pending

OC Counseling > OC EOPS pending

OC Counseling > OC STEM (pending)

[CANCEL](#) [CONTINUE](#)

4) Once you're signed in, select the box that best fits your situation. To make an **Ed plan**, select "OC Counseling > Academic Advisement (Ed Plan/Schedule/Progress Check)". Once you have selected your choice, click on the "**continue**" box in the lower right hand corner.

What day and time works for you?

The appointment times you see do not overlap with your already scheduled appointments.

06-05-2023 → 06-07-2023 Filter: All session types

June 2023

Tuesday, June 06 2 available

3:45 pm - 4:30 pm 45m  
Jennifer Zier  
Campus Counselor, District Counselor  
Multiple appointment locations

4:30 pm - 5:15 pm 45m  
Jennifer Zier  
Campus Counselor, District Counselor  
Multiple appointment locations

[BACK](#) [CONTINUE](#)

5) Select what day/time works for you.

Does this look correct?

Date and Time  
Tuesday, June 06  
3:45 pm - 4:30 pm

Reason for Visit  
OC Counseling > Academic Advisement (Ed Plan/Schedule/Progress Check) [Change](#)

Course  
[AREA 0306](#)

Team Member  
Zoom Appointment (Meeting ID: 8044454103)  
In Person Appointment (Onward General Counseling)  
Zoom Appointment (Meeting ID: 8044454103)

If you want, tell us a little bit about what's going on so we can help

[BACK](#) [CONFIRM](#)

6) Once you choose a time, make sure everything looks correct. On this page, you'll be able to switch the location. You have the option of switching between an **in-person** appointment or over **zoom**.

You may also leave any additional comments if you wish to.

Does this look correct?

Date and Time  
Tuesday, June 06  
3:45 pm - 4:30 pm

Reason for Visit  
OC Counseling > Academic Advisement (Ed Plan/Schedule/Progress Check) [Change](#)

Course  
[AREA 0306](#)

Team Member  
Jennifer Zier  
Campus Counselor, District Counselor

Location  
In Person Appointment (Onward General Counseling)

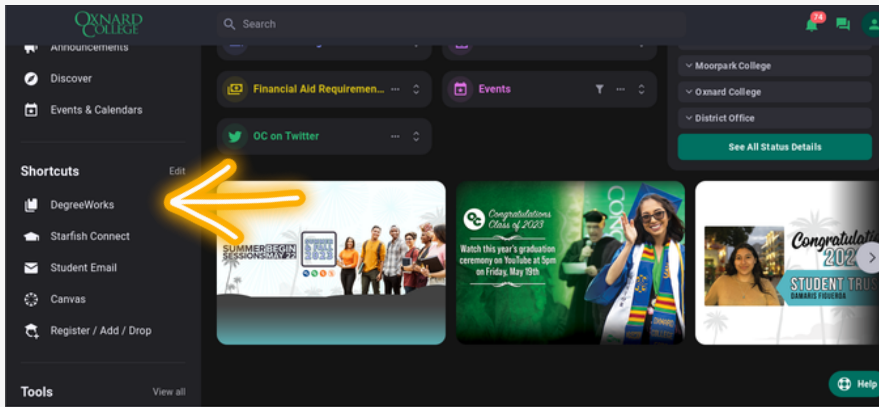
Please arrive 15 minutes early to check in. Location: 2nd floor of Student Services Building.

[BACK](#) [CONFIRM](#)

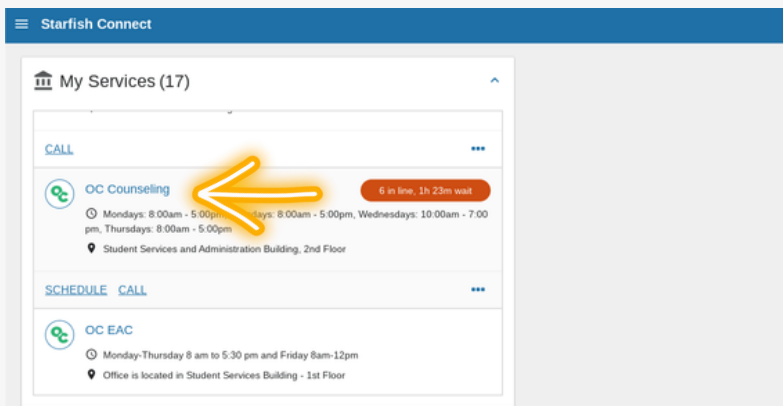
7) Once finished, select the "**confirm**" button to book your appointment. You will receive a confirmation email with the details regarding your appointment.

**You are finished!**

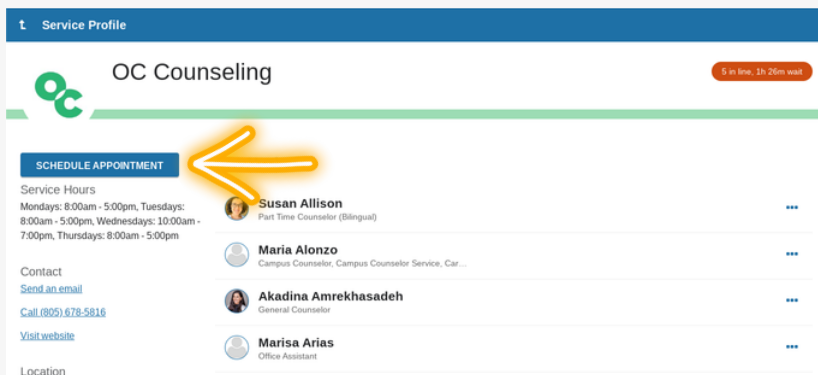
### 3) Via MyVCCCD Portal:



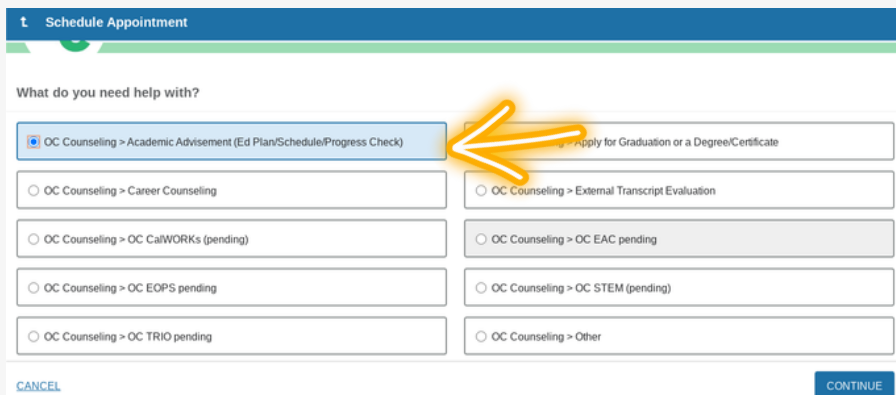
1) Log into your **MyVCCCD** portal. Scroll to the left side of the page and select the **"Starfish Connect"** option.



2) You will be directed to the **"Starfish Connect"** page. Note the section on the right labeled **"My Services"** and scroll down to select the **"OC Counseling"** option.



3) Once on the OC Counseling page, select the blue **"Schedule Appointment"** box to the left of the screen.



4) You will be directed to a page that contains the various types of counseling offered at Oxnard College. Select the box that states **"OC > Academic Advisement (Ed Plan/Schedule/Progress Check)"**, then click on the blue **"continue"** box on the lower left corner.

**Schedule Appointment**

What day and time works for you?

The appointment times you see do not overlap with your already scheduled appointments.

05-17-2023 → 05-19-2023 Sorry, we couldn't find any available appointments. Please try again with a different date range.

← May 2023 →

Su	Mo	Tu	We	Th	Fr	Sa
	1	2	3	4	5	6
7	8	9	10	11	12	13
14	15	16	17	18	19	20
21	22	23	24	25	26	27
28	29	30	31			

BACK CONTINUE

4) Using the **calendar**, select the preferred date and time. Availability may vary. Different Counselor options will be viewable as you select dates.

**Schedule Appointment**

Does this look correct?

Date and Time

Reason for Visit  
OC Counseling > Academic Advisement (Ed Plan/Schedule/Progress Check) [Change](#)

Course  
[Add a course](#)

If you want, tell us a little bit about what's going on so we can help

Phone Appointment  
Zoom Appointment (Meeting ID: ...)  
In-Person Appointment (Oxnard General Counseling)  
Phone Appointment

● This field is required

BACK CONFIRM

5) Once date, time, and counselor are selected, click on the **"Location"** option. You may choose to meet via phone, Zoom Live-Meeting, or in-person

**Schedule Appointment**

Does this look correct?

Date and Time

Reason for Visit  
OC Counseling > Academic Advisement (Ed Plan/Schedule/Progress Check) [Change](#)

Course  
[Add a course](#)

Team Member

If you want, tell us a little bit about what's going on so we can help

Location

BACK CONFIRM

6) (Optional) Add any additional information you would like your counselor to know using the text box.

Once finished, select the **confirm** button. You will receive a confirmation email with the details regarding your appointment.

***You are finished!***