

Oxnard College



Distance Education Handbook

This Handbook has been prepared based on the recommendations of the
Oxnard College Distance Education Committee.

Approved by
Distance Education Committee – 05/04/23
Curriculum Committee – 09/13/23
Academic Senate – 03/11/24

Table of Contents

Introduction	4
Acknowledgements	5
Instructor Resources	5
Distance Education Services	5
Learning Management System (LMS) Training	5
LMS Technical Support	5
Professional Development Opportunities and Workshops	5
Faculty Expectations for Students and LMS Procedures	5
Distance Education Plan.....	7
Distance Education at Oxnard College.....	7
DE Handbook	7
DE per Collective Bargaining Agreement	7
Faculty Training	8
Support for DE Faculty:	8
Support for DE Students:.....	8
Distance Education Best Practices	10
LMS Training and Technology Confidence.....	10
Multimedia Use, Revisions, and Copyright Expectations	10
Course Instruction.....	10
Communication Expectations	11
Student Assessment.....	12
Grading Final Exams, Projects, and Releasing Final Grades in the LMS	12
Course Management Expectations.....	12
Appendices	13
Appendix A.....	13
Title 5 Distance Education Guidelines	13
Appendix B.....	14
Types of Regular Effective Contact.	14
Appendix C.....	16
Title IV Considerations	16
Appendix D.....	17
Accreditation	17
Appendix E.....	18

Drop Policy	18
Appendix F	20
Instructor's Checklist.....	20
Appendix G	21
Distance Education Addendum Submission and Approval Processes	21
Appendix H.....	22
Accessibility	22
Appendix I	25
Netiquette Statement Template	25

Introduction

Dear Distance Education Instructor:

This Distance Education Handbook (Handbook) is designed to provide essential information, resources and tools to ensure that students at Oxnard College receive the same high-quality learning experiences in the online environment that they receive in traditional on-ground classes. Additionally, the Handbook helps ensure that online instruction across all disciplines and from all instructors complies with all state, federal and accrediting agency guidelines and mandates.

Distance Education is an exciting and ever-evolving field. The Distance Education Committee celebrates faculty as the creative forces for innovation in their respective disciplines and welcomes an ongoing, robust dialogue from all participatory governance groups on ways in which to augment and improve this document. Given that the technology for delivering instruction is ever-evolving, the Handbook is intended to be written in the broadest terms, and is to be reviewed and updated at least every 24 months along with the Distance Education Plan, included in this handbook, and vetted through all the proper participatory governance bodies.

We thank all faculty for their efforts to increase access to education and improve student learning.

Sincerely,

The OC Distance Education Committee

Acknowledgements

The DE Committee wishes to thank the following individuals for their contributions to this document:

Luis Gonzalez
Akadina Amrekhasadeh
Kevin Hughes
Laura Knight
Jessica Kuang
Arion Melidonis
Nate Streeper
Scott Wolf

Instructor Resources

Distance Education Services

Instructional Support Services contact information, instructor resources, and student resources can be found on the Instructional Support Services website:

<http://www.oxnardcollege.edu/faculty-staff/instructional-support-services>

Learning Management System (LMS) Training

Instructors will complete training before the assignment of online courses. The Instructional Technology Support Services offer Learning Management System (LMS) training sessions to our instructors throughout the year. The Agreement between AFT 1828 and the VCCCD (23.4) states the college will provide training and recertification for faculty who will teach distance education courses.

LMS Technical Support

Learning Management System (LMS) is accessed through a website that hosts online course materials. The current LMS used at Oxnard College is Canvas. The following link is provided for faculty instructional support services: www.oxnardcollege.edu/de

The district maintains an always up-to-date website with computer requirements, basic student tutorials, and technical support tips: vcccd.edu/dehelp

Professional Development Opportunities and Workshops

Instructors should make a reasonable effort to participate in professional development opportunities offered by the Professional Development Committee (PDC) and through professional organizations that focus on online teaching and learning. Each year, the District hosts an annual Distance Education Summit during the spring semester. Distance Education faculty are highly encouraged to participate in these events.

Faculty Expectations for Students and LMS Procedures

Faculty should familiarize themselves with these procedures and include information on their expectations in course syllabi.

- Instructors have the discretion to allow access to their online courses prior to the actual start date of the course (as listed in the schedule of classes.)
- Students should be advised not to use the LMS to verify course registration. Rather, they should first check the VCCCD portal. If still concerned, students may then contact the Office of Admission and Records for course registration information.
- Students should be made aware that they might not have access to their LMS course materials after the class has ended. Therefore, they should consider saving any copies of their work that they may need at a later date outside of the LMS.
- Students should understand that the LMS gradebook is provided for student convenience only and is not a representation of official grades. Students should be advised to contact the instructor with questions regarding their course grade. Instructors assign course grades, not the LMS gradebook.
- Students need to know that only the course instructor can answer questions regarding access to date-restricted content in an LMS. Students must send all requests for re-access to quizzes, assignments, or discussions to the instructor.
- Students who encounter a technical issue that prohibits them from completing coursework in the LMS are to notify their instructor immediately. If system issues are suspected, students and instructors can check <http://status.vcccd.edu/> to verify. Instructors should advise students to complete coursework, especially timed exams and quizzes, from reliable internet connections (students have access to free Wi-Fi on campus).
- Students who register in a fully online or partially online course are expected to have regular access to a computer and a reliable, high-speed internet connection in order to complete coursework and to access the course site multiple times a week.
- Computers, laptops and Wi-Fi hotspots are available in the Oxnard Library Learning Resource Center. The instructor is not responsible for ongoing computer failures, internet connection issues, or any other computer or internet-related issues outside the control of the college or district.
- Computer, internet browser requirements, and various resources for distance education students and faculty are updated regularly on this webpage: www.oxnardcollege.edu/de

Distance Education Plan

The Distance Education (DE) Plan is aligned to support the mission, vision and values of Oxnard College. A key tenet of the Oxnard College mission is that the college provides “multiple pathways to student success.” Distance Education (DE) courses help to fulfill this element of the college mission by providing students flexibility in meeting degree and certificate requirements.

This DE Plan is divided into three parts:

- Overview of Distance Education at Oxnard College, legal, regulatory and accreditation parameters, the roles of the Distance Education and Curriculum Committees; expectations, training and support for online instructors and students
- DE Plan goals, objectives, action steps, deadlines and responsible parties
- Given that the technology for delivering instruction is ever-evolving, this Plan is intended to be written in the broadest terms,
- The DE Plan will be included in the DE handbook and will be reviewed, updated, and vetted through all the proper participatory governance bodies.

Distance Education at Oxnard College

Oversight for distance education is primarily the responsibility of the Distance Education Committee, a subcommittee of the Curriculum Committee and advisory to the Vice President for Academic Affairs and Student Learning. The mission of the DE Committee is to “...focus on the delivery of distance education and its environment...and to take a proactive leadership role on educational, technological and professional development issues surrounding distance education.” (Source: DE Committee Charge in PG Manual) The committee is led by a faculty tri-chair, an administrative tri-chair, and a classified tri-chair. Faculty representatives from all divisions, including Student Services, serve on the DE Committee.

DE Handbook

The DE Committee produces the Distance Education Handbook that outlines faculty training and support, expectations for students, regular and substantive interaction, best instructional practices, and legal, regulatory and accreditation requirements for distance education classes. In addition, the DE Committee serves as the primary body in which faculty participate in demonstrations and share and discuss the latest in DE-enhancing applications and technology, features of the Learning Management System (LMS), trends in distance education, accessibility issues, and overall best practices in distance education. Further, the OC DE Committee is represented at the district Distance Education and Education Technology Advisory Committee (DEETAC).

DE per Collective Bargaining Agreement

The AFT/VCCCD Contract Article 23 outlines the parameters for faculty involvement in distance education. The contract defines distance education classes as: “...instruction in which the instructor and student are separated by time and/or distance and interact through the assistance of communication technology.” (AFT/VCCCD Agreement Article 23.1.C)

The contract stipulates that the district provide training for faculty, but that district training can be waived if the dean and department chair agree that the faculty member possesses the requisite technical and pedagogical knowledge and skills to teach effectively via distance education. In addition, the employment agreement stipulates that DE classes “will be included” in the faculty evaluation process.

Faculty Training

The Instructional Technologist/Designer is tasked with training, informing, and educating faculty on best practices, standards, and uses of technology in instruction and DE classroom management. The Instructional Technologist/Designer communicates with the Distance Education Committee, Deans, Department Chairs, and the Vice President of Academic Affairs about trends, ongoing issues, outreach, and general distance education success.

Faculty who express an interest in and a desire to teach classes via distance education are required to complete training in online course design and pedagogy, accessibility, and the effective use of the district-provided LMS (This requirement can be waived with the approval of the instructor’s dean). The campus instructional technologist/designer works with faculty and assists them in completing the district training course. The course is offered multiple times each semester and contains assignments that reflect course setup based on CCC Chancellor’s Office best practices, and discussion responses of reflection on teaching methods. The training course is fully online to allow instructors to appreciate the online student experience. The number of hours to complete ranges from 6 to 20, based on the instructor’s technical competency and prior DE experience.

Once faculty have completed this training, or a comparable course, the instructional technologist/designer forwards their name to the DE Committee for a formal endorsement. In addition, the Professional Development Committee regularly approves funds for faculty to attend workshops and conferences related to DE.

Support for DE Faculty

Faculty receive all-hours support and online training from the Learning Management System through multiple modalities. The Canvas Community has user guides, tutorials, video training, Frequently Asked Questions, and Q&A Forums. Faculty also have access to “OC Faculty Hub” Canvas Shell created by the Instructional Technologist/Designer. This Canvas Shell provides several resources for faculty in addition to the phone and online-chat support provided by Canvas. Access to Canvas support is available directly under the “Help” icon on every page within Canvas.

Support for DE Students

Students receive all-hours support and online training from Canvas by phone, device apps, and through a website called the Canvas Community. The Canvas Community has student-specific user guides, tutorials, video training, Frequently Asked Questions, and Q&A Forums. Students can access the Student support options with the “Help” icon available on every page in Canvas, which includes a link to ask the Instructor.

The VCCCD district website maintains support contacts and videos for all students at vcccd.edu/dehelp, plus information for other related technology needs for students. The Oxnard College online services website www.oxnardcollege.edu/online offers a variety of resources for Students help page with direct links to user guides and tutorials, plus support for supplemental technology, such as Microsoft Office and plagiarism detection applications. Additional, general Canvas support is provided on campus and over the phone by Oxnard College Tech Bar staff during hours of operation.

Oxnard College Distance Education Plan 2023-2025 Goals

Educational Master Plan Goal	Supporting Distance Education Plan Goal
Enhance Student Success Enhance distance education offerings and strengthen student outcomes	I. Increase student retention and success in distance education courses
DE Plan Goal I. Increase student retention and success in distance education courses	
<ul style="list-style-type: none"> • Provide students with live online general LMS support for distance education courses • Promote and enhance online tutoring and academic support service options for students • Provide students with remote counseling services to meet the needs of DE students in meeting their requirements 	
Educational Master Plan Goal	Supporting Distance Education Plan Goal
Enhance Student Success Enhance distance education offerings and strengthen student outcomes	II. Offer regularly scheduled/available faculty distance education training/professional development
DE Plan Goal II. Offer regularly scheduled/available faculty distance education training/professional development	
<ul style="list-style-type: none"> • Provide multiple professional development opportunities for DE faculty • Strengthen supportive professional development <i>community</i> of online DE faculty • Provide support to faculty to ensure the integrity, security, and regulatory compliance of online courses 	

Distance Education Best Practices

The following is a brief list of general best practices for teaching via distance education. Instructors should consult with their academic division dean or department chair for additional expectations as they pertain to their specific program.

LMS Training and Technology Confidence

Instructors demonstrate successful mastery of skills needed to teach in the online environment.

- Instructors teaching online for the first time or using a new LMS will receive training based on the specific tools used to conduct the course. Instructors will demonstrate successful mastery of the skills received during the training session.
- Faculty will use these skills to update and maintain their courses in future semesters. Faculty should not rely on DE staff to update and maintain course materials for them, nor should they submit requests of this kind.
- Online instruction is a unique instructional type that is most effective when supported by regular professional development in technological or online tools, online teaching best practices, and updates on trends in online student population characteristics, and accreditation, state and federal standards.

Multimedia Use, Revisions, and Copyright Expectations

These expectations help ensure a quality experience for our students through the appropriate use of multimedia.

Instructors are responsible for complying with all copyright laws. Please consult with Oxnard College Library staff for questions regarding copyright and fair use.

Accessible design in online instruction and materials posted online is mandatory. Instructors should refer to **Appendix H** on Accessibility for details, and work with Instructional Support Services staff to ensure compliance.

Course Instruction

Online course instruction should replicate the classroom experience and provide students with the benefit of the instructor's expertise.

Online instructional course content must be equivalent to the content in a face-to-face course. Specific technologies used must be adapted to the environment in which the course is being delivered and must maximize achievement of learning outcomes in those environments.

Examples of instruction include: audio recordings (with accurate closed captions, transcripts, or equivalent written lectures), video lecture, or PowerPoint style presentation with voice-over.

Additional tools and opportunities are available on the Faculty Hub. For more information, contact the Instructional Technologist/Designer.

Publisher Content refers to course content or courseware provided by an external entity, usually a textbook publishing company. Publisher content is typically provided at a cost to students and often requires a separate login. The Distance Education Committee and Instructional Support Services recommend that instructors choose affordable publisher content that integrates directly into the LMS course, and not require students to jump between multiple sites. Publisher content should *supplement* or enhance but not *supplant* LMS instruction. The district does not provide technical support for publisher content or other tools that were not acquired with IT or Instructional Support Services support and recommendation.

Communication Expectations

These expectations ensure that our students feel a connection with our Distance Education faculty.

- DE instructors should provide alternative contact methods, a short biography, and a photo in their LMS profile and on their contact page in their class Canvas shell.
- Instructors should post a weekly message in an obvious and accessible place for all students in the district-supported LMS. This message can offer encouragement, a reflective quote, additional resources or items of interest pertaining to the course, or reminders of upcoming projects and due dates (i.e., module overview page) and on contact page in intro module
- Within the syllabus, instructors should provide a communication policy to manage student expectations for response time. Instructor responses to student inquiries during the school week should be within 24 hours. Specify any times or days when the instructor will not be available to respond within the established regular timeframe, such as weekends or holidays. Instructors should notify students of any special circumstances when they will be unable to respond within the established time frame, and direct students on how to receive assistance.
- Instructors should return graded assignments within a reasonable, established timeframe as discussed in the course syllabus.
- Office hours are contractual and are available for review under Article 5.2.A. Additionally, office hours are also required for fully online courses and it is recommended that instructors teaching online be available online for at least one hour per week for consultations with students. Instructor availability should be posted in the syllabus and any changes should be announced 48 hours in advance.

Student Assessment

These expectations promote academic integrity and accurate assessment of student learning outcomes. Instructors may use a variety of assessment techniques to assess student learning in the online environment.

Grading Final Exams, Projects, and Releasing Final Grades in the LMS

Instructors will treat feedback on final exams and final projects much the same as for a face-to-face class. Instructors who wish to provide feedback of this kind should do so in the feedback area in the LMS, during online office hours. Students might not have access to their online course after the class has ended.

Instructors are encouraged to make use of the LMS gradebook; however, the course syllabus should make clear that final course grades will be assigned by the instructor based on the criteria laid out in the course syllabus and the instructor's assessment of student performance in the class vis-à-vis the course learning outcomes.

Course Management Expectations

These expectations help ensure that our students have a quality Distance Education experience.

Instructors should preview every page, link, quiz, discussion, assignment, and all appropriate settings and restrictions before the module opens to students. The LMS provides a course set-up checklist to assist instructors in a final review of their course prior to launch.

Appendices

Appendix A

Title 5 Distance Education Guidelines

Section 55200: Definition & Application

All distance education is subject to the general requirements of this chapter as well as the specific requirements of this article. In addition, instruction provided as distance education is subject to the requirements that may be imposed by the Americans with Disabilities Act (42 U.S.C. s 12100 et seq.) and section 508 of the Rehabilitation Act of 1973, as amended (29 U.S.C. s 794d).

Appendix B

Types of Regular Effective Contact.

The following examples are *Best Practices*. Faculty are not required to implement *all* of these into their classes but rather identify examples that work for them to ensure Regular and Substantive Interaction (RSI).

Instructor—Substantive Interaction (Instructor must practice at least two of the following to comply with the “substantive” interaction requirement:

Provide direct instruction
 Offer feedback on assignments
 Provide information or answer questions on course or competency content
 Facilitate group discussions
 Other activities approved by the program’s accreditor

Instructor—Student Interaction:

Course announcements Messaging via the LMS Personalized feedback Discussion boards
 Chat/IM Videoconferencing/Zoom/Phone/voicemail
 E-Mail

Student—Student Interaction:

Messaging via the LMS Discussion boards Chat/IM
 Collaborative projects: group blogs, wikis

Examples of Content Interaction:

Modules on the LMS
 Lectures (recorded/streaming) Podcasts/webinars/screencasts Videoconferencing/CCCConfer
 Discussion boards
 Textbooks
 Instructor-provided materials including online material

Frequency & Timeliness of Interactions

1. Maintain an active daily presence, particularly during the first few weeks of a course.
2. Establish guidelines for frequency of contact, and define what interactions a student can expect each week and the average time commitment required of students.
3. Make known response time for student questions/inquiries and assignment feedback (e.g. 1-2 instructional days.)
4. Give frequent and substantive feedback throughout the course.

Expectations for Interactions

1. Specify course policy regarding frequency and timeliness of all contact initiated by the instructor in the syllabus.
2. Explain course policy regarding student-initiated contact (where to post questions, assignments, etc.) in the syllabus.
3. Outline and explain **netiquette (online etiquette)** in initial course documents.
4. Clarify important dates, such as assignment and assessment deadlines, not only in the beginning but also throughout the course.

Absences from Interactions

1. Inform Dean, Division Administrative Assistant, and students immediately should an illness, family emergency or other unexpected event prevent continuing regular effective contact for a prolonged period of time.
2. Depending on length of absence, the dean may request a substitute instructor in order to maintain minimum contact required.
3. Let students know when instructor-initiated regular effective contact will continue.

Appendix C

Title IV Considerations

Recent Federal and WASC guidelines to prevent financial aid fraud mean that initial student logins to distance education courses no longer count as student participation. Several online programs in the community college system have recently been targeted by financial aid fraud schemes in which a 'student' registers for an online course, logs in, and then drops the course after financial aid funds have been dispersed.

A letter sent in October 2011 by the Department of Education calls upon post-secondary distance education programs to put more stringent measures into place to make certain that students are not just enrolled in courses, but also actively participate:

"...institutions [need] to take steps necessary to ensure that **students are academically engaged** prior to disbursing Title IV student aid funds." **If students do not begin attendance, Title IV funds must be returned** (34 CFR 668.21(a))(Runcie & Ocha).

Appendix D

Accreditation

ACCJC/WASC Accreditation Concerns

The following is a list of accreditation concerns that most directly affect course design and implementation:

The institution effectively uses delivery modes, teaching methodologies and learning support services that reflect the diverse and changing needs of its students, in support of equity in success for all students.

The institution supports student learning and achievement by providing library, and other learning support services to students and to personnel responsible for student learning and support. These services are sufficient in quantity, currency, depth, and variety to support educational programs, regardless of location or means of delivery, including distance education and correspondence education. Learning support services include, but are not limited to, library collections, tutoring, learning centers, computer laboratories, learning technology, and ongoing instruction for users of library and other learning support services.

The institution regularly evaluates the quality of student support services and demonstrates that these services, regardless of location or means of delivery, including distance education and correspondence education, support student learning, and enhance accomplishment of the mission of the institution.

ACCJC Distance Education Evaluation Items:

- The institution demonstrates regular and substantive interaction between students and the instructor in at least two of the methods outlined in the Commission Policy on Distance Education and Correspondence Education.
- The institution ensures, through the methods outlined in the Commission Policy on Distance Education and Correspondence Education, regular interaction between a student and an instructor or instructors prior to the student's completion of a course or competency.
- The institution demonstrates comparable learning support services and student support services for distance education students.

Appendix E

Drop Policy

Federal Guidelines

The Federal government has not issued formal guidelines regarding what constitutes the “Last Day of Attendance” in the online classroom. However, because of the potential for financial aid fraud in online programs, the US Department of Education has recently determined that there should be “regular and substantive interaction between students and faculty” in online courses.

What This Means for Distance Education

It is not enough to evaluate a student’s attendance based solely on the number and frequency of logins or through course statistics on the LMS. The new guidelines are meant to protect the institution from students who are receiving financial aid assistance but who are not participating in class. Although guidelines have yet to be created, instructors must drop students based on their participation in class. ‘Attendance’ (through logins) is not the same as participation. Participation means actively completing course activities such as assignments, assessments, posting on discussion forums, etc. **Participation policies must be clarified in the online syllabus.**

VCCCD Policy Guidelines

Each instructor is required to drop all students who fail to attend the first meeting of a class if they have not made prior arrangements with that instructor, and may drop students who arrive late at the first meeting of a class or who fail to attend the second meeting if they have not made prior arrangements with that instructor.

Each instructor is required to drop all students who become nonparticipants by the **census deadline** via the VCCCD Portal.

After the census date and before the final drop deadline for the class, each instructor has the option of dropping students who, in his or her judgment, become inactive in class. This policy should be made very clear to students.

Prior to the final drop deadline, a student may drop a class by submitting the approved form in the Admissions and Records Office or by using the online registration system.

What This Means for Distance Education

The face-to-face policy of ‘attending’ the **first class**, particularly for students who are new to distance education may present a problem. There are often students who, either because they are unaware of the policies or overwhelmed by the technology, may login to the course but might not complete any of the assignments on the first day.

It is therefore important for fully online and partially online instructors to create a coherent and well- defined course drop policy, and to articulate this in the initial email and welcome letter sent to the students prior to the course start date as well as in the online course syllabus and contact page in intro module.

Establishing a Drop Policy

Create a course **Check-In Procedure**, such as a discussion forum, an introductory discussion in the LMS, or a self-assessment. Simply having the student login for the first day of class is not enough. New **Federal guidelines to prevent financial aid fraud** state that **student logins no longer count as participation**.

State the **last day** for **Check-In** to occur, for example on the second or third day after the course begins.

Require students to complete **ALL** assignments in the first learning unit by the due date. Be specific as to the exact **day, date** and **time** of your drop deadline. Include **time zone** information (e.g. PST/EST) so that there is minimal confusion for students. Avoid using 12:00 AM or 12:00 PM as a deadline.

Appendix F

Instructor's Checklist

Content

- ☐ Updated Syllabus
- ☐ Welcome Note/Email to Class
- ☐ Weekly Introduction Page - dates updated
- ☐ Modules have Quizzes or Discussions built into the structure
- ☐ Links to all websites and videos still work
- ☐ Links to old Course Evaluations have been deleted
- ☐ Run link validator from course settings

Assignments

- ☐ Date restrictions updated for new semester

Discussions

- ☐ Discussion rubric provided
- ☐ Date restrictions updated
- ☐ Topics connected to gradebook

Quizzes

- ☐ No quizzes listed as "inactive"
- ☐ Quizzes connected to gradebook
- ☐ Date restrictions set for each Quiz

Appendix G

Distance Education Addendum Submission and Approval Processes

The Distance [Education Addendum](#) is an addendum to the Course Outline of Record housed in CourseLeaf's Curriculum Inventory Management (CIM) system. The most current Distance [Education Addendum](#) form can be found at the bottom of the CIM form.

Submission Process

There are two methods to submit a Distance [Education Addendum](#) for review.

1. If the Course Outline of Record (COR) is being submitted in CourseLeaf for a new course or for a course revision, Distance Education must be selected under the Instructional Methodology Section, and the Distance Education Addendum, located towards the bottom of the form should be completed.
2. If the COR is NOT being revised, Select DE Only in the "Revision Type" field in CIM and complete the form.

Review Process (One to Two Months are Required)

1. The Distance [Education Addendum](#) is reviewed by the Curriculum Committee. The Curriculum Committee may take one of three actions.
 - a. Approve the addendum with no requested changes.
 - b. Conditionally approve the addendum pending minor changes.
 - c. Disapprove the addendum and request major changes.
2. The Curriculum Specialist alerts the faculty members via email as to the status of their submitted addendum, and requests changes as necessary.
3. After the Distance [Education Addendum](#) receives Curriculum Committee approval, the course continues through the curriculum process and all documentation is stored in CIM. Finally, the COR is submitted to the Chancellor's Office via COCI and approved.
4. CIM prompts the Academic Data Specialists to make the changes in Banner allowing the course to be offered via distance education.

Appendix H

Accessibility

Accessibility (504 & 508 Compliance)

Sections 504 & 508 of the Federal Electronic and Information Technology Accessibility and Compliance Act guarantee equal access to programs and services for everyone in institutions receiving federal funding. California also has its own set of requirements for accessibility. **Prior to course approval and implementation, all courses must be designed keeping those students with disabilities who require assistive technology in mind.**

The following webpage contains information on Distance Education from the California Community Colleges Chancellor's Office: <https://www.cccco.edu/About-Us/Chancellors-Office/Divisions/Educational-Services-and-Support/What-we-do/Educational-Programs-and-Professional-Development/Distance-Education>. Please see the links under Statutes, Regulations and Guidelines for details on Distance Education Accessibility Guidelines for Students with Disabilities: <https://www.cccco.edu/Accessibility>

Understanding Accessibility

Simply stated, accessibility refers to the ability for everyone, particularly those with disabilities to have equal access to materials on the web. This means instructors should think about using the principle of **Universal Design**: that is, creating course materials that accommodate the needs, learning styles and strategies of as many students as possible regardless of their ability.

Students who have disabilities may often have difficulty completing certain tasks on the internet such as reading, listening or typing. They may find chat rooms and videoconferencing challenging. It is important to understand what students may require in the form of assistive tools such as screen readers for the visually-impaired that require text tag modifications for images or captioning for the hearing-impaired. Creating courses keeping Universal Design principles in mind will also benefit students with a range of learning styles and preferences.

Differences between 504 & 508 Compliance

Section 504 specifies that institutions receiving federal funding have to accommodate individuals with disabilities so that they can have equal access to learning facilities and

materials. 504 compliance begins with the individual approaching the institution (at OC, this is through EAC) and requesting specific assistance.

Section 508 specifies that institutions have the responsibility to provide resources that are accessible to everyone. Electronic resources need to follow principles of universal design, meaning that websites, online materials, and online courses have to be developed with the objective of meeting the needs of everyone.

The following chart summarizes the differences between **Section 504** and **508** compliance:

Section 504	Section 508
Guarantees accommodations for an individual	Guarantees access for all
Is handled by specific departments such as EAC	Is the responsibility of everyone on campus
Finds workable solutions as the need arises	Creates workable solutions that are built-in to the system
Is used when 508 compliant materials still do not meet an individual's needs	Is the starting point for accessibility

Captioning Requirements

The following are legal requirements for captioning multimedia material:

Caption Required	All video that includes audio of any type, such as voice, music, and sound effects.
Transcript	Any material that is audio only.

Federal and State Guidelines

<p>Federal guidelines for accessibility:</p> <p>All applications should have accessibility features activated. Assistive technology (captioning, TDDs) should be able to track interface elements. All programs used should have</p>	<p>State requirements that apply to distance education:</p> <p>Students should be able to use their preferred means of assistive technology. The frequency, amount, and quality of communication with students should</p>
---	--

<p>keyboard-activated functionality. Users should be able to modify display elements and style sheets as needed. Images should:</p> <ul style="list-style-type: none"> Have text tags. Have a description of the image that matches any function it may have. Have a non-animated means of identification, if animated. Have a frequency that is between 2 – 55 Hz, if animated. <p>Text should be used:</p> <ul style="list-style-type: none"> To highlight information that relies on color-coding for emphasis. To identify frames in webpages. To label headings in data tables. <p>Narration and captioning alternatives for videos and PowerPoint Presentations should be in sync with materials. All elements in electronic forms should be easily identified by assistive technology and should not be subject to time constraints. Links to plugins and special software should be provided. Users should have a way to avoid recurring navigation links.</p>	<p>be equal, regardless of their disability. Course materials should be updated following guidelines for regular and substantive interaction.</p> <p>Course materials and resources should incorporate accessibility guidelines internally, that is, within their framework, thereby reducing the need for outside assistance for students with disabilities.</p>
---	--

Other Considerations


In addition to the material in the LMS, instructors also need to ensure that online third- party resources (websites, videos) comply with accessibility guidelines. This also applies to preloaded publisher-created content, known as e-Packs. Some e-Pack materials may not include alt tags or other accessibility options. Before considering an e-Pack for a course, it is important to find out if instructors can alter the course content to make it accessible.

Appendix I

Netiquette Statement Template

Sample Netiquette Statement for Students

As you may be aware, your instruction will be delivered through the use of two software programs: Canvas – your learning management system (LMS) and Zoom – a live video conferencing program that allows synchronous communication between student and instructor and between students and their peers. Throughout this course there may be online discussions, Zoom Videos or other online activities that will require interaction(s) between students and between students and their instructor. We value every student and their access to a safe, respectful and productive learning environment. Therefore, the college's Student Code of Conduct also applies to online courses. The Student Code of Conduct can be found in the [General Catalog](#). Additionally, we hope you will join your peers and instructors in adhering to the common and courteous way of communicating online known as "Netiquette". Below are a few examples of Netiquette expectations for Oxnard College students:




Use humor, joking, or sarcasm with caution.

We often rely on non-verbal cues such as facial expressions to communicate joking or sarcasm; but these cues are not always clear in an online environment. These cues can be simulated with emoticons to reduce misunderstandings.


What you write is public—be kind, respectful and mindful of proper netiquette. Netiquette, also known as 'net etiquette,' includes using language free of profanity and being kind, courteous and respectful of others and their opinions. Instructors may interpret breaches of netiquette as "disruptive behavior."





When on Zoom with the Camera On: Please be aware that when your camera is on, everything within range of the camera will be visible to your classmates and instructor. Please remember to “Stop Video” if you need privacy, need to step away or if you are not comfortable with sharing your video.

Conversations, discussions and Zoom Meetings May be Recorded: Please be aware that your instructor may be recording the Zoom meetings, your discussion boards may be saved/downloaded for future reference and your peers may have access to your discussions in Canvas. Remember this when sharing personal stories or information in class.



Contacting Instructors: You can contact your instructor through the Canvas ‘Inbox’. Should you choose to send an email, be sure to use your VCCCD email account and list your course title and Course Record Number (CRN) in the subject line of the email. In the body of your email you should include your full name so that your instructor can easily find you in their records. Lastly, remember to keep your email professional and refrain from using text-like abbreviations.

Additional netiquette resources can be found here: Online learner resources (e.g. [Netiquette Piktochart \(Links to an external site\)](#), [Netiquette Video \(Links to an external site.\)](#))