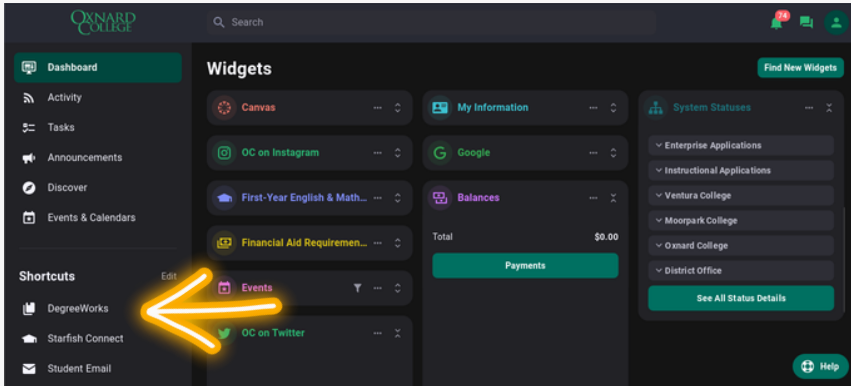
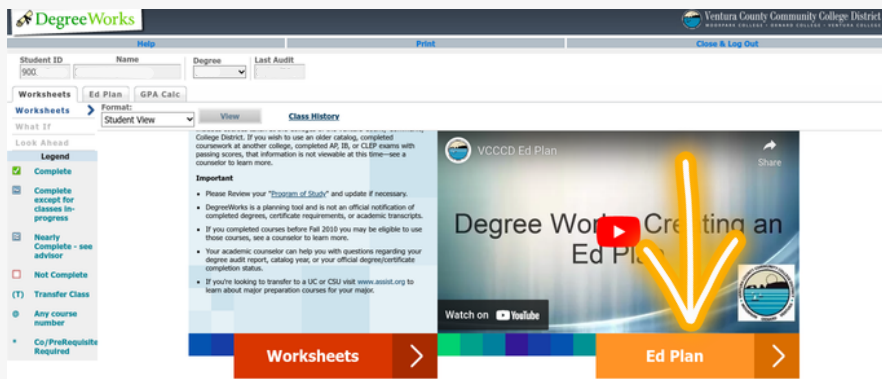


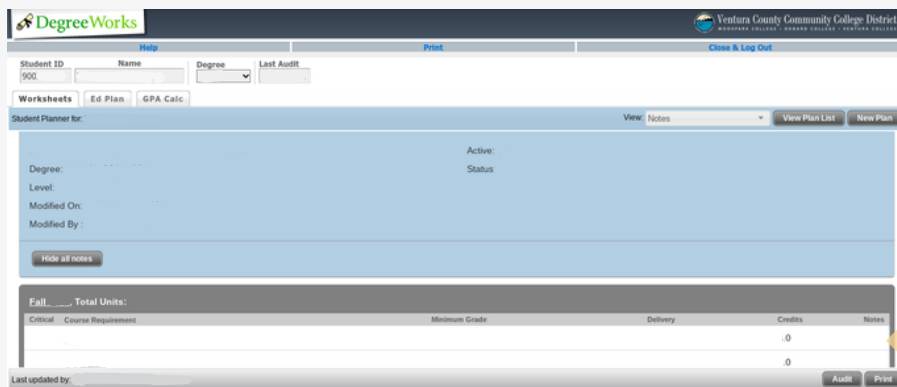
HOW TO ACCESS EDUCATIONAL PLAN



1) LOG INTO YOUR **MYVCCCD PORTAL**. ONCE LOGGED IN, SELECT THE "DEGREEWORKS" OPTION ON THE LEFT SIDE OF THE SCREEN UNDER THE "SHORTCUTS" SECTION.



2) ONCE DIRECTED TO THE **DEGREEWORKS** PAGE, SELECT THE ORANGE "ED PLAN" BUTTON ON THE LOWER RIGHT HAND CORNER OF THE SCREEN.



3) YOUR EDUCATIONAL PLAN IS NOW VIEWABLE. TO MAKE CHANGES, CONSULT WITH AN ACADEMIC COUNSELOR.

YOU ARE FINISHED!

TO MAKE AN APPOINTMENT WITH AN ACADEMIC COUNSELOR:

OC GENERAL COUNSELING:
[HTTPS://WWW.OXNARDCOLLEGE.EDU/DEPARTMENTS/STUDENT-SERVICES/COUSNSELING](https://www.oxnardcollege.edu/DEPARTMENTS/STUDENT-SERVICES/COUSNSELING)
(805) 678-5816

1ST STEP CENTER COUNSELING:

[HTTPS://FORMS.OFFICE.COM/PAGES/RESPONSEPAGE.ASPX?ID=A4QLU5KNN-KOX4GBWAB6C6DVZKNP9FJDSRXP8LHK5URU1SSEC5S0MXQ0ZQK9TMUTXMZMXVJFV4U](https://forms.office.com/Pages/ResponsePage.aspx?ID=A4QLU5KNN-KOX4GBWAB6C6DVZKNP9FJDSRXP8LHK5URU1SSEC5S0MXQ0ZQK9TMUTXMZMXVJFV4U)
(805) 678-5254