

VENTURA COUNTY COMMUNITY COLLEGE DISTRICT



STATE OF THE DISTRICT

JUNE 2021



OVERVIEW

- A YEAR IN REVIEW
- VCCCD STRATEGIC GOALS
- FORWARD THINKING



THE LAST 12 MONTHS...



A YEAR IN REVIEW

- COVID-19 RESPONSE
- SUPPORTING STUDENT SUCCESS
- DIVERSITY, EQUITY AND INCLUSION
- WORKFORCE AND CAREER EDUCATION
- COMMUNITY PARTNERSHIPS AND SERVICE
- FINANCES
- SUSTAINABILITY
- WEBSITE REDESIGN
- INFORMATION TECHNOLOGY SECURITY
- EMPLOYEE DEVELOPMENT SUPPORT
- AWARDS AND RECOGNITION
- EMPLOYEE RECOGNITION



COVID-19 RESPONSE

- DISTRICT AND COLLEGE-LEVEL RESPONSE PLANS
- HEALTHY RETURN TO CAMPUS APP
- COMMUNICATIONS
- BOARD SUPPORT - \$200 TO ALL EMPLOYEES
- COLLABORATION WITH COUNTY AND COMMUNITY PARTNERS
- DISTRICT WEBINAR LICENSE
- INFRASTRUCTURE IMPROVEMENTS
- SUPPORTING STUDENTS



SUPPORTING STUDENT SUCCESS

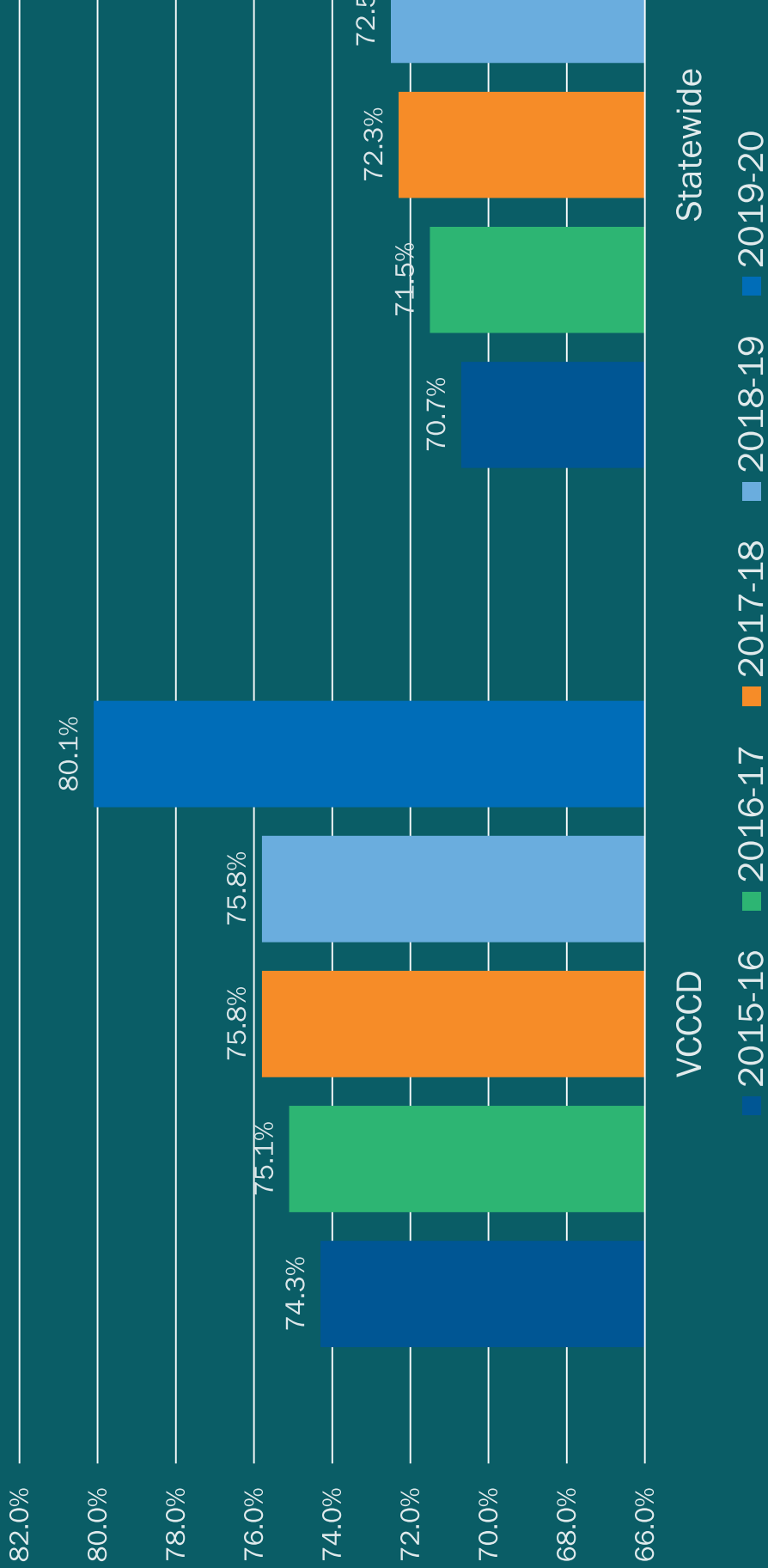
- FINANCIAL AID
- BASIC NEEDS
- ESSENTIAL ON-SITE EDUCATION

- TECHNOLOGY SUPPORT
- ACCESS TO SERVICES



FIVE-YEAR COURSE SUCCESS RATES

VCCCD Rates Compared to Statewide Rates




Denominator: All courses with a grade of A, B, C, D, F, W
 Numerator: All courses with a grade of A, B, C, P



FIVE-YEAR COURSE SUCCESS RATE COMPARISON BY ETHNICITY

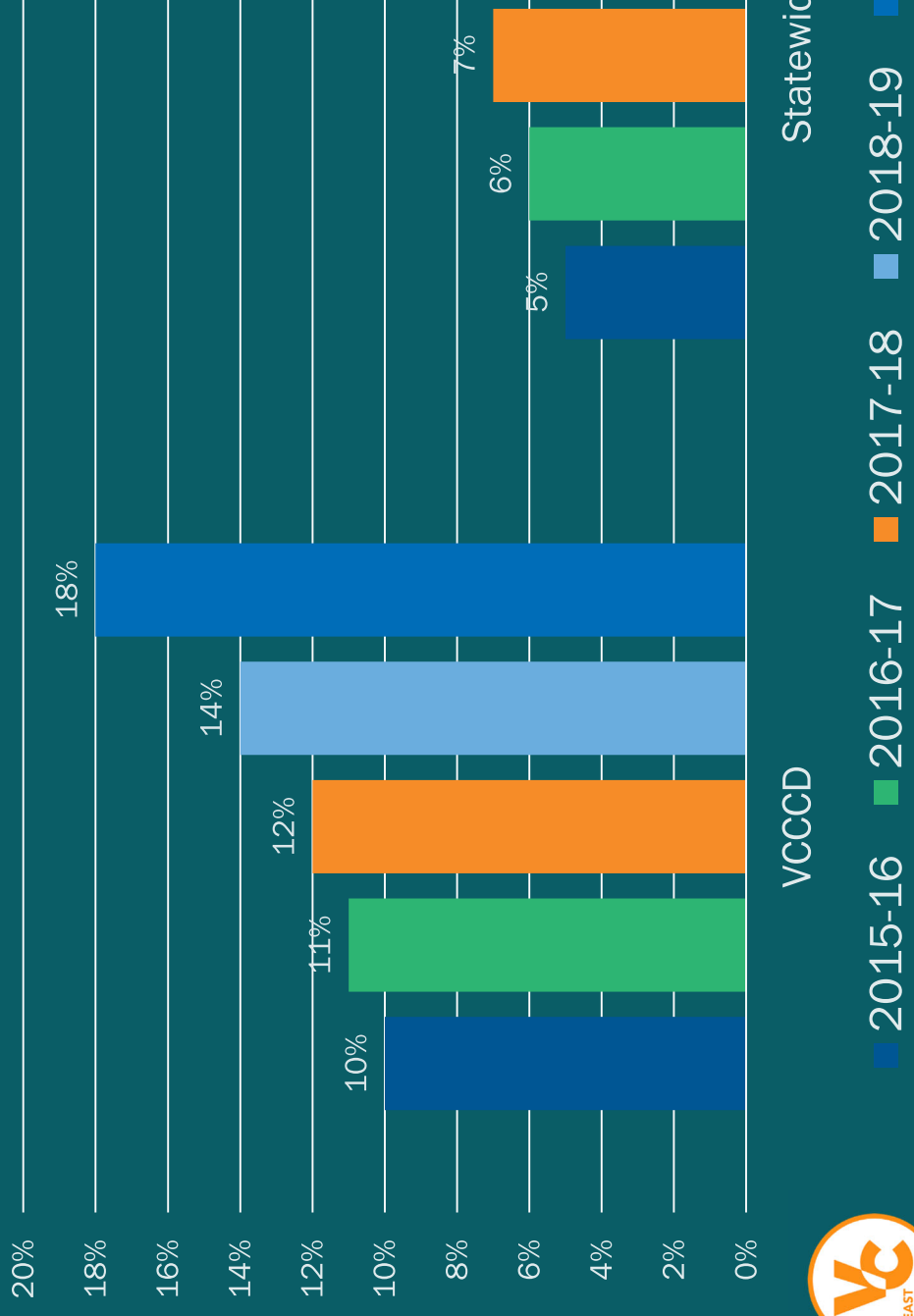
	2015-2016		2016-2017		2017-2018		2018-2019	
	VCCCD	Statewide	VCCCD	Statewide	VCCCD	Statewide	VCCCD	Statewide
American Indian / Alaskan Native	78%	66%	75%	67%	73%	66%	76%	67%
Black or African American	80%	78%	80%	79%	83%	80%	82%	80%
	65%	59%	66%	61%	68%	62%	68%	62%
	79%	75%	80%	76%	79%	76%	78%	76%
	71%	67%	72%	68%	73%	69%	73%	69%
Pacific Islander or Hawaiian Native	67%	64%	78%	66%	76%	66%	73%	66%
	79%	76%	80%	76%	80%	77%	80%	78%
Two or More Ethnicities	76%	69%	75%	70%	77%	71%	78%	72%
	74%	78%	79%	80%	78%	79%	77%	78%

Denominator: All courses with a grade of A, B, C, D, F, V
 Numerator: All courses with a grade of A, B, C, P
 Brown Highlighted cells indicate Statewide average is higher



FIVE-YEAR COLLEGE LEVEL MATH & ENGLISH COMPLETION RATES

VCCCD Completion vs. Statewide Math & English Completion Rates



Denominator: All first-time students identified for the academic year

Numerator: All first-time students that successfully completed college level Math and English in their first year



COMPLETION RATES (MATH & ENGL) COMPARISON BY ETHNICITY

	2015-2016		2016-2017		2017-2018		2018-2019	
	VCCCD	Statewide	VCCCD	Statewide	VCCCD	Statewide	VCCCD	Statewide
American Indian / Alaskan Native	-	3%	-	3%	33%	3%	-	4%
Black or African American	15%	9%	16%	9%	18%	11%	19%	14%
	4%	2%	4%	2%	4%	2%	7%	4%
	14%	9%	17%	11%	18%	12%	23%	16%
Pacific Islander or Hawaiian Native	9%	4%	10%	5%	12%	6%	14%	8%
	-	2%	-	4%	44%	4%	41%	6%
	11%	6%	13%	7%	13%	8%	14%	9%
	11%	6%	10%	8%	15%	9%	15%	11%
Unknown / Masked values	8%	4%	6%	4%	10%	4%	7%	6%

Denominator: All first-time students identified for the a

Numerator: All first-time students that successfully com
level Math and English in their first year

Brown highlighted cells indicate Statewide average is h



DIVERSITY, EQUITY, AND INCLUSION

- BOARD OF TRUSTEES RESOLUTION COMMITMENT TO STUDENT SUCCESS FOR BLACK AND AFRICAN AMERICAN STUDENTS
- BOARD OF TRUSTEES RESOLUTION ON ACCESS AND ACCESSIBILITY
- TRAINING
- SPECIAL EVENTS AND SPEAKERS
- EEO PLAN REVISIONS IN PROGRESS
- COLLEGE-LEVEL GOALS AND ACTIONS
- BOARD POLICY/ADMINISTRATIVE PROCEDURE REVIEW WITHIN DEI



ETHNICITY PERCENTAGES BY EMPLOYEE GROUP (THREE YEAR TRENDS)

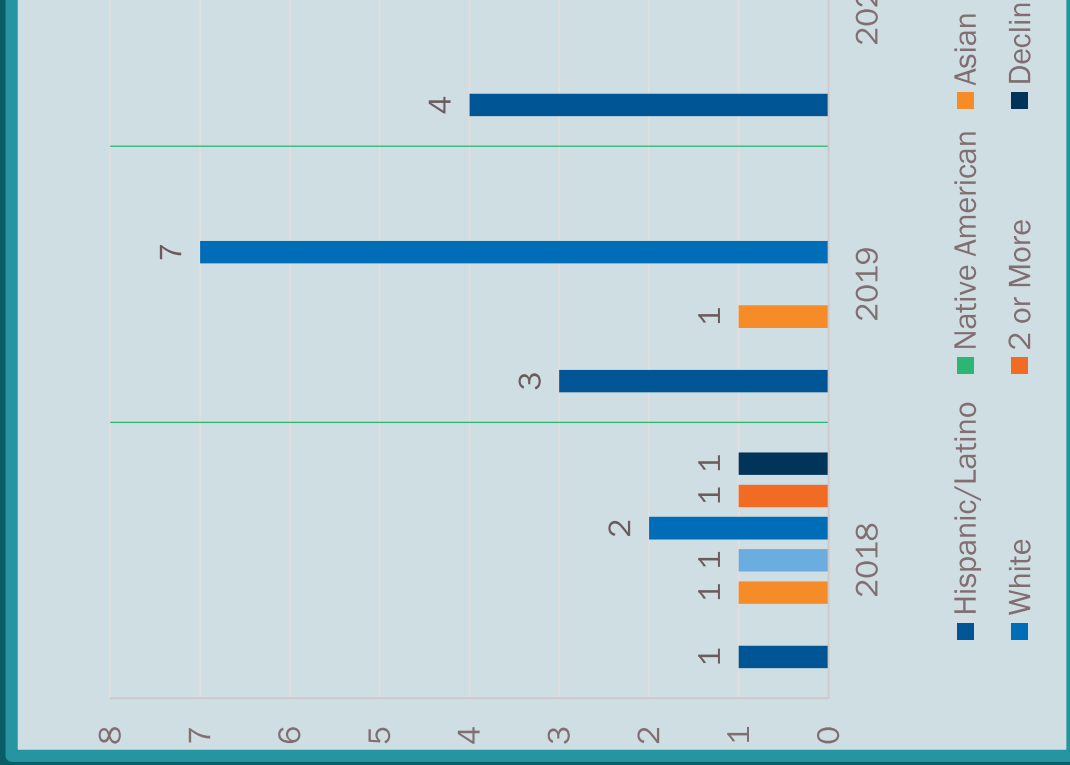
	Number	Asian	Asian	Black	Black	Black	Hispanic	Hispanic	White
	2020	2017	2020	2017	2020	2017	2020	2017	2020
Classified	499	5%	6%	3%	3%	38%	41%		
Faculty-I	302	8%	9%	3%	3%	18%	19%		
Faculty-NI	116	7%	6%	2%	3%	29%	36%		
Faculty-PT	710	7%	7%	3%	3%	16%	18%		
Manager	65	10%	8%	3%	5%	19%	28%		
Supervisor	34	6%	6%	9%	0%	37%	38%		
	1,726								



MANAGEMENT HIRING DEMOGRAPH

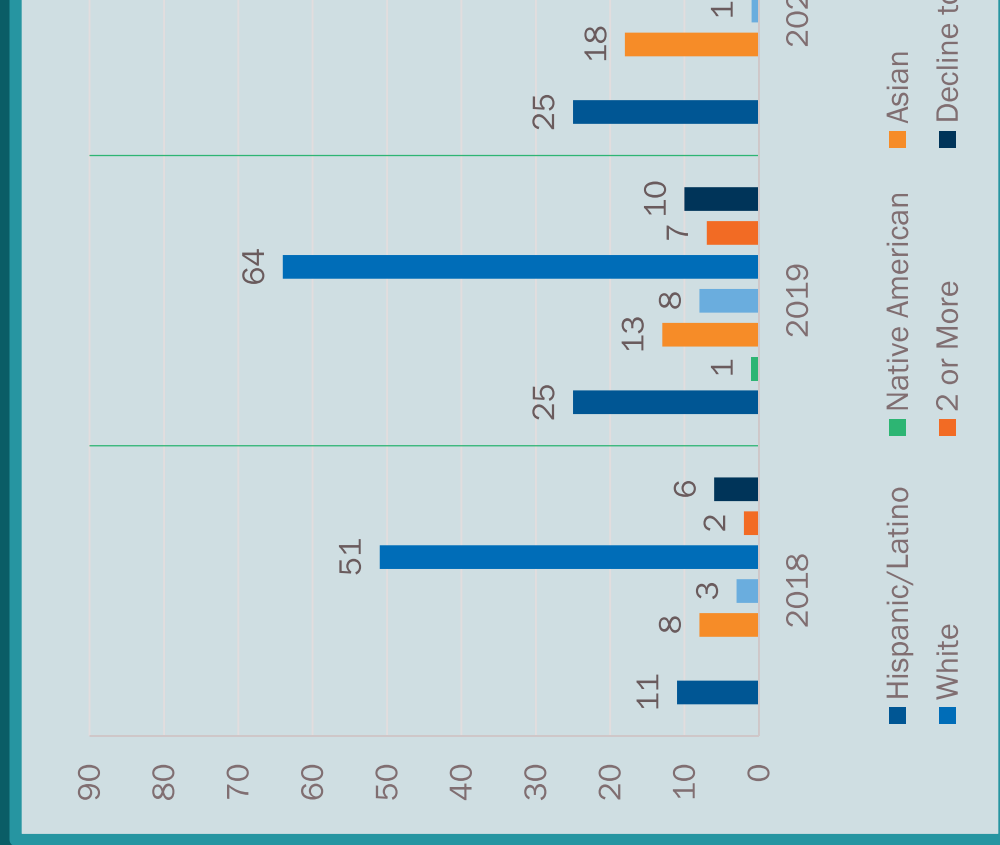
RACE/ETHNICITY

GENDER




FACULTY HIRING DEMOGRAPHICS

RACE/ETHNICITY

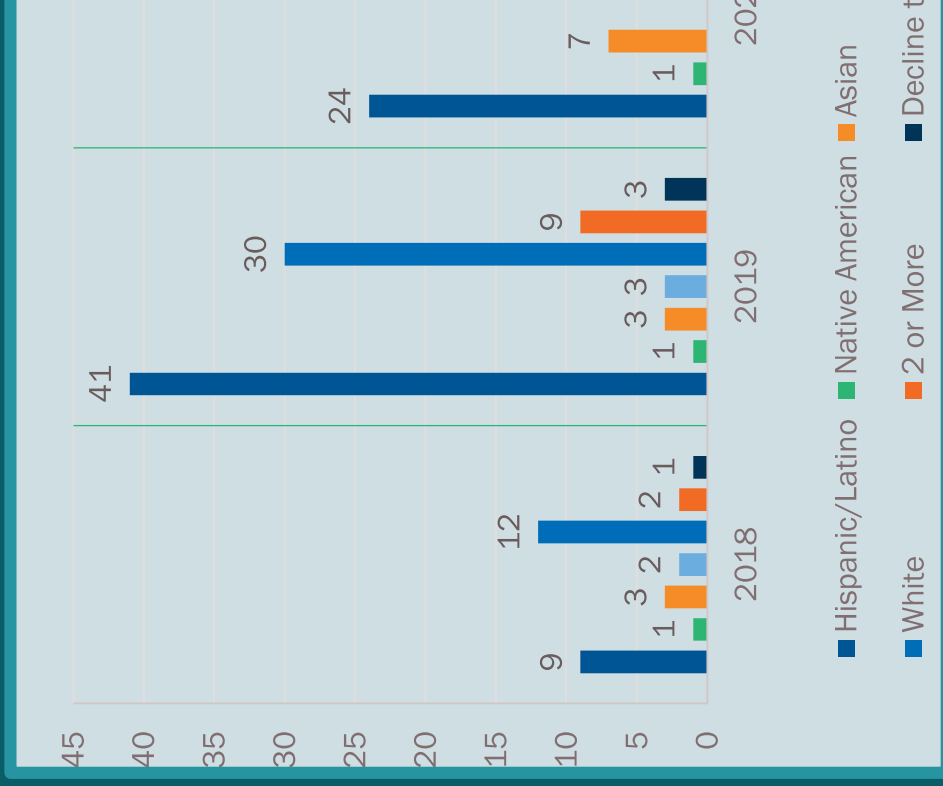


GENDER

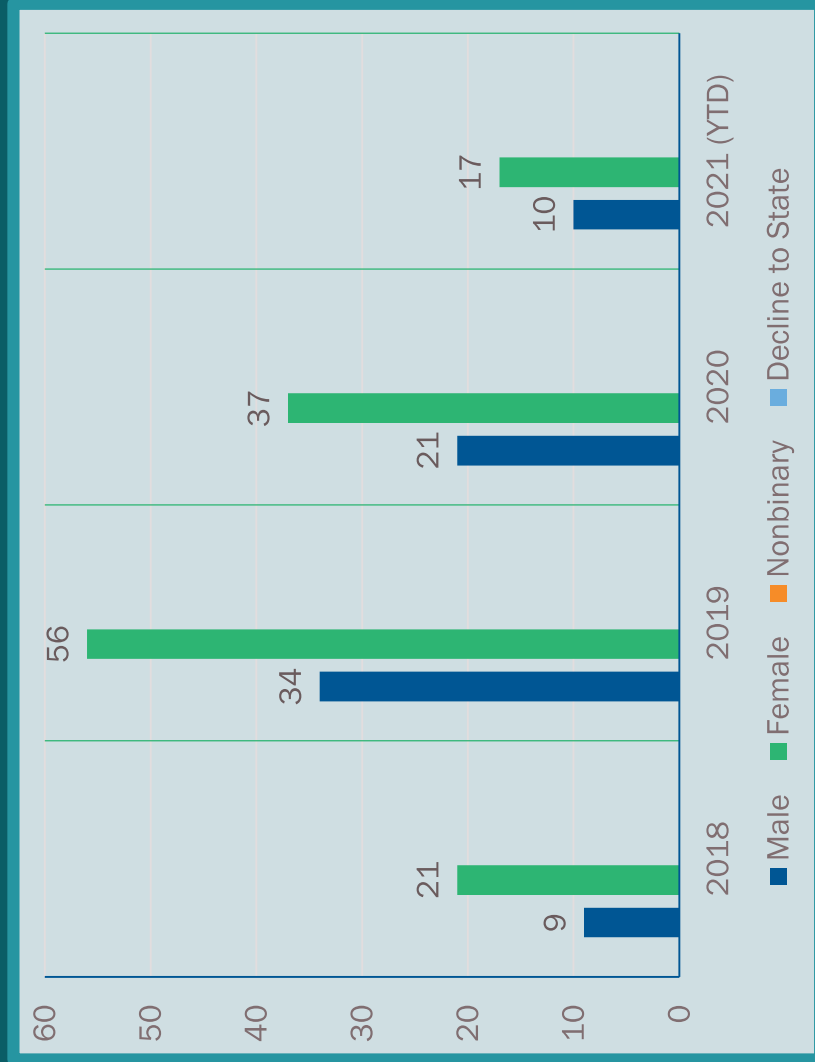


CLASSIFIED HIRING DEMOGRAPHY

RACE/ETHNICITY



GENDER



WORKFORCE AND CAREER EDUCATION

- STRENGTHENED RELATIONSHIPS BETWEEN DISTRICT, COLLEGES AND COMMUNITY
- HELD BUSINESS EDUCATION LISTENING SESSION IN FEBRUARY
 - Major Take-Away: Pivot Faster to respond to Business Needs
- MAJOR FOCUS: IN RESPONSE TO BUSINESS FEEDBACK
 - Develop Partnership with Employer Training Institute (ETI) at College of the Siskiyous to garner a share of their ETP funding
 - Move forward with a 4-year plan to create an ETP program at VCCCD to expand education
 - Utilize Strong Workforce funding to create micro-courses in Canvas to be used in contract education while going through the curriculum approval process.
 - Transition micro-courses to FTES generating once curriculum is approved
- EXPANDING APPRENTICESHIP PROGRAMS AND INTERNSHIPS
- CONTINUING TO CREATE “FUTURE-FORWARD” CURRICULUM AND EDUCATION PATHWAYS AT EACH COLLEGE



COMMUNITY PARTNERSHIPS AND SERVICES

- VCEDA 50TH ANNUAL BUSINESS OUTLOOK CONFERENCE
- COVID-19 TESTING AND EMERGENCY RESPONSE SITES
- VENTURA COUNTY LEADERSHIP ACADEMY JOURNEY TO LEADERSHIP
- PACIFIC COAST BUSINESS TIMES SPECIAL SECTION – HIGHER EDUCATION
- LATINO TOWN HALL
- UNITED WAY
- P-20 COUNCIL
- LOCAL RADIO AND PODCAST INTERVIEWS
- ECONOMIC DEVELOPMENT COLLABORATIVE
- WORKFORCE DEVELOPMENT BOARD OF VENTURA COUNTY
- COUNTY OF VENTURA – COVID-19 RESPONSE
- VENTURA COUNTY CIVIC ALLIANCE

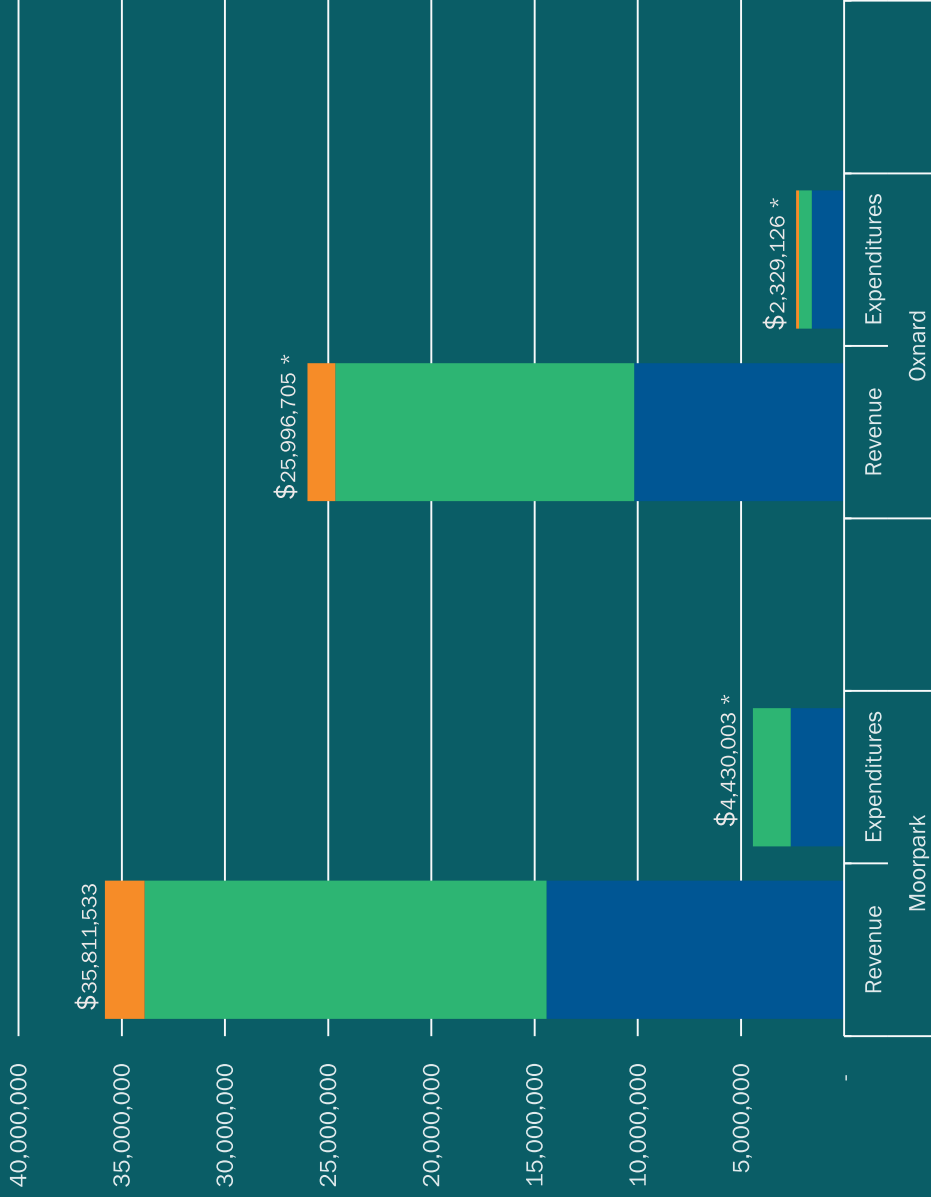




FINANCES: HEERF COVID RELIEF FUNDING

Expenditures

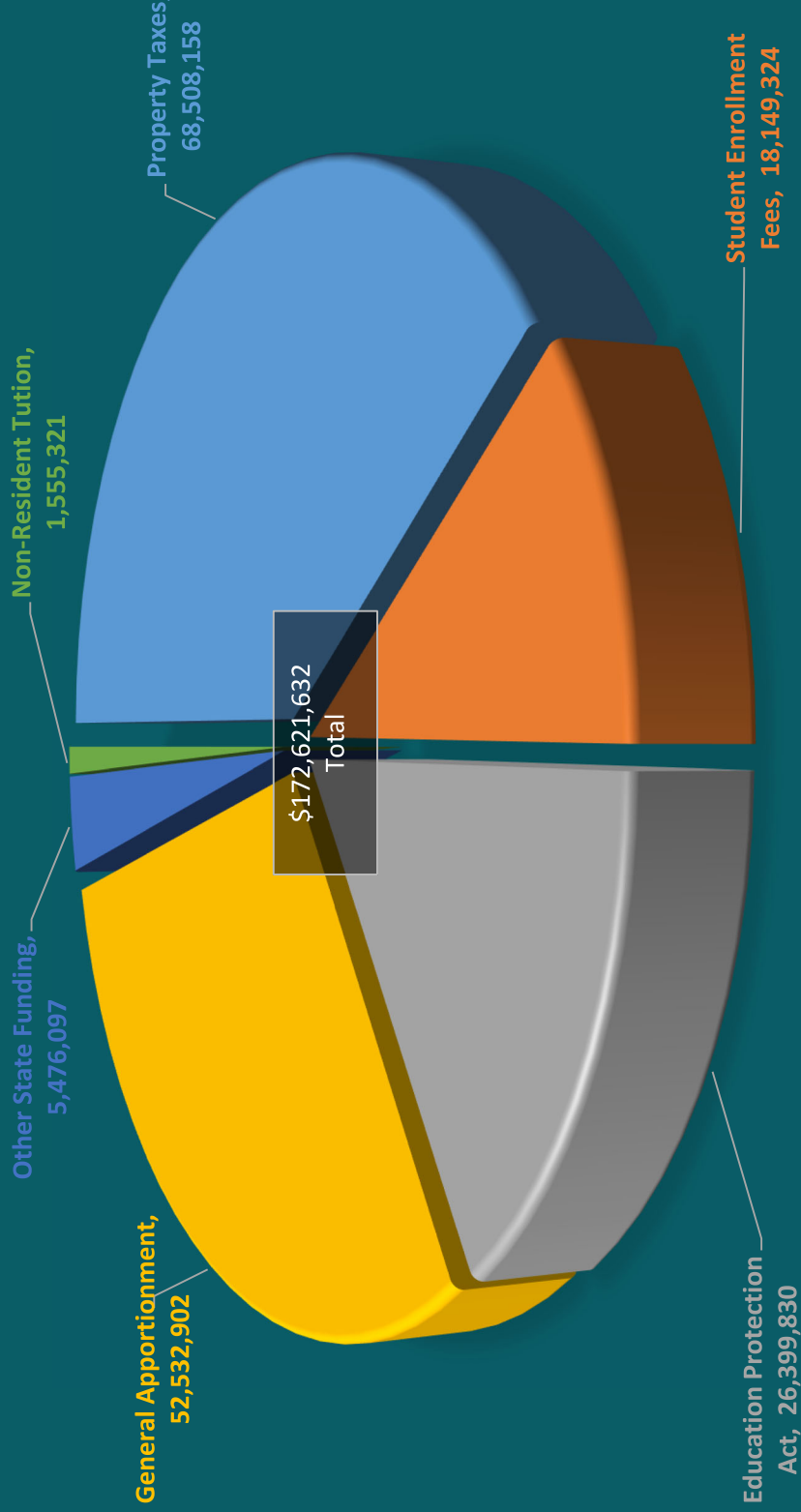
- Must follow Federal guidelines.
- Must be related to the impacts of COVID-19.
- Regulations provide one year to spend the funds.
 - ✓ A one year extension for spending may be requested.
- Student Portion must be used to provide direct grants to students (Student Portion totals \$38,572,837).



■ HEERF (Student Portion)
 ■ HEERF (Institutional Portion)
 ■ HEERF (MSI F)

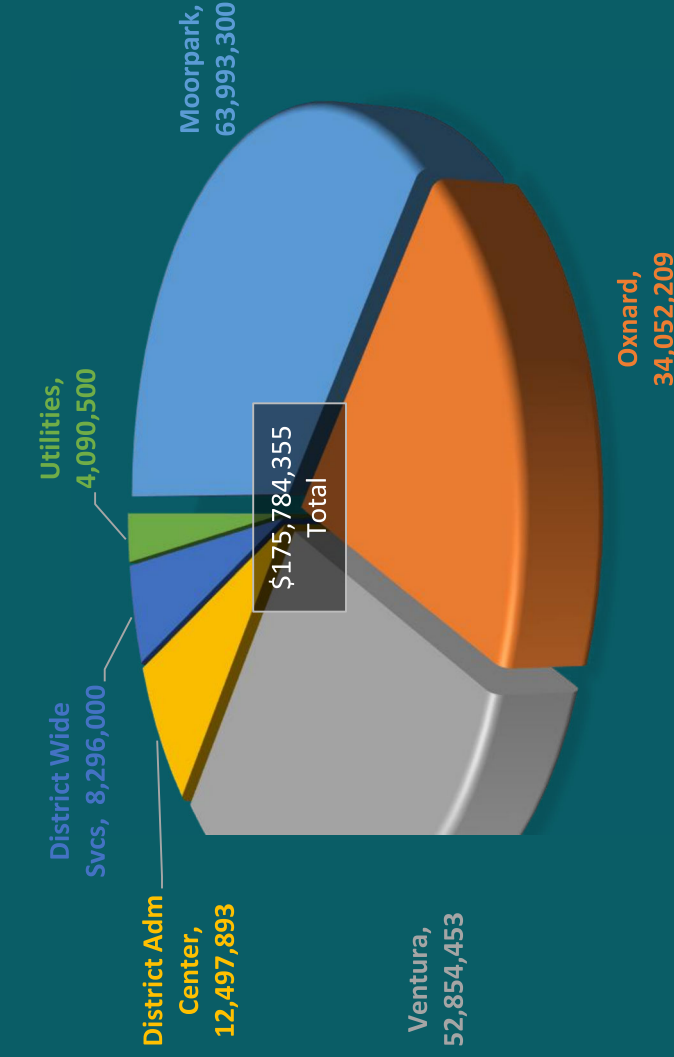
* - Expenditures (HEERF – Higher Education)

FINANCES: UNRESTRICTED GENERAL FUND RES

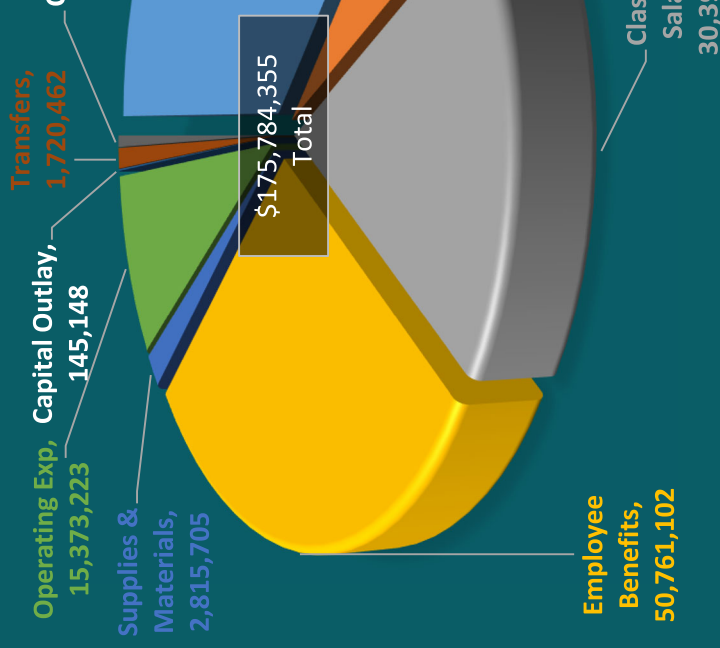


FINANCES: 2021-22 TENTATIVE BUDGET

UNRESTRICTED GENERAL FUND EXPENDITURES BY LOCATION



UNRESTRICTED GENERAL FUND EXPENDITURES BY MAJOR OBJECT CLASS



DISTRICTWIDE SUSTAINABILITY

- EIGHT MEGAWATTS SOLAR ARRAYS
- ONE MEGAWATT BATTERY STORAGE
- VC TRANSPORTATION COMMISSION - HIGHER EDUCATION PARTNERSHIP GRANT (COLLEGE RIDE)

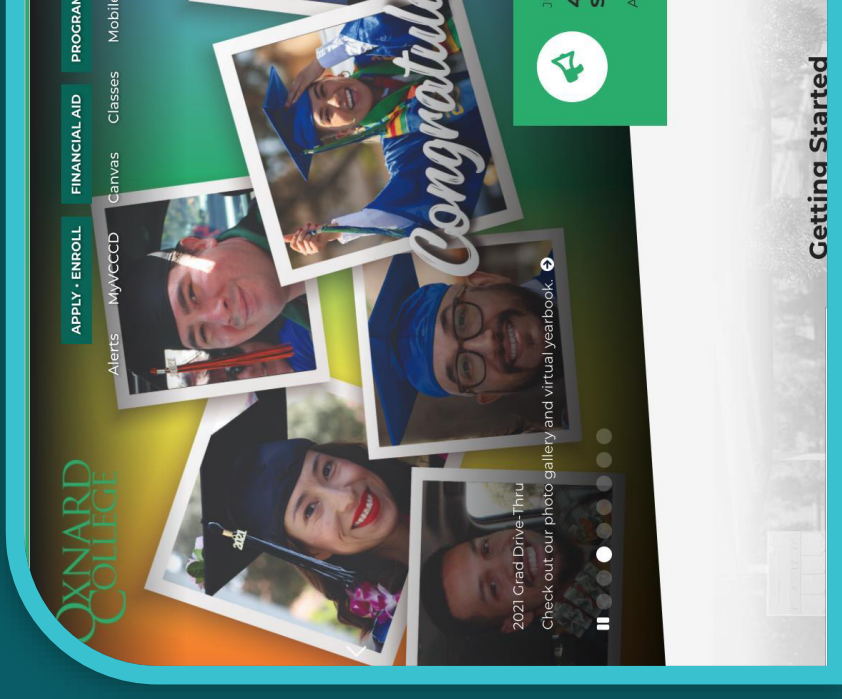
- PRE-CONDUIT FOR ELECTRIC VEHICLE CHARGING STATIONS
- LEVERAGING PAPERLESS OPPORTUNITIES THROUGH BOARD DOCUMENTS
- CHROME RIVER PAPERLESS TRAVEL AND EXPENSE MODULE



WEBSITE REDESIGN

LAUNCH OF FOUR REDESIGNED WEBSITES

- Research Stakeholder Input, User Journey Development
- Mobile Responsiveness/User Friendly
- Employee Directory
- Social Media Integration
- Newsroom
- Events Calendar
- Alerts Pages
- Campus maps
- Chatbots
- BoardDocs – Board and Governance Committees
- Ongoing Training
- Marketing Project Management and Digital Asset Archive



INFORMATION TECHNOLOGY SECURITY

- VIRTUAL LEARNING ENVIRONMENTS
- VIRTUAL WORK ENVIRONMENTS
- COVID-19 PRE-SCREENING APP
- REMOTE WORKFORCE SUPPORT AND TRAINING
- CYBER SECURITY INITIATIVES
- HEALTHY RETURN TO WORK INITIATIVES
- DISTRICTWIDE EMERGENCY NOTIFICATION IMPLEMENTATION
- INFRASTRUCTURE REFRESH AND REPLACEMENT



EMPLOYEE DEVELOPMENT AND SUPP

- PROFESSIONAL DEVELOPMENT
- VIRTUAL WORK ENVIRONMENTS
- LEADERSHIP
- SAFE WORKPLACES
- HIRING COMMITTEE TRAININGS – IMPLICIT BIAS
- ACCJC ACCREDITATION TRAINING



AWARDS AND RECOGNITIONS

- TRUSTEE BERNARDO M. PEREZ ELECTED TO CCCT BOARD
- TRUSTEE DIANNE MCKAY NAMED EDUCATIONAL LEADER OF THE YEAR
- MOORPARK COLLEGE MUSIC PROFESSOR BRANDON ELLIOTT GRAMMY AWARD NOMINEE
- MOORPARK COLLEGE 2020 CHAMPION OF HIGHER EDUCATION - FIFTH CONSECUTIVE YEAR
- MOORPARK COLLEGE FORENSICS TEAM – 11TH TIME PHI RHO PI NATIONAL CHAMPION
- OXNARD COLLEGE FIRE ACADEMY BELLWETHER RECIPIENT
- OXNARD COLLEGE DENTAL BELLWETHER FINALIST
- OXNARD COLLEGE/MOORPARK COLLEGE STUDENT GERALD RICHARDSON RECEIVED JACK KENT COOKE FOUNDATION SCHOLARSHIP
- VENTURA COLLEGE 2020-2021 EXEMPLARY PROGRAM AWARD FOR THE FACULTY ACADEMY FOR “EQUITABLE VIRTUAL EDUCATIONAL ENVIRONMENT.”
- VENTURA COLLEGE PUBLIC/PRIVATE PARTNERSHIP AWARD DURING THE FROM RED TAPE TO RED CARPET AWARD
- INFORMATION TECHNOLOGY STATEWIDE CISOA TECHNOLOGY EXCELLENCE TEAM AWARD
- PUBLIC AFFAIRS AND MARKETING CCLC CCPRO GOLD AWARD- VIRTUAL YEARBOOKS




EMPLOYEE RECOGNITION



Thanks for all you do!

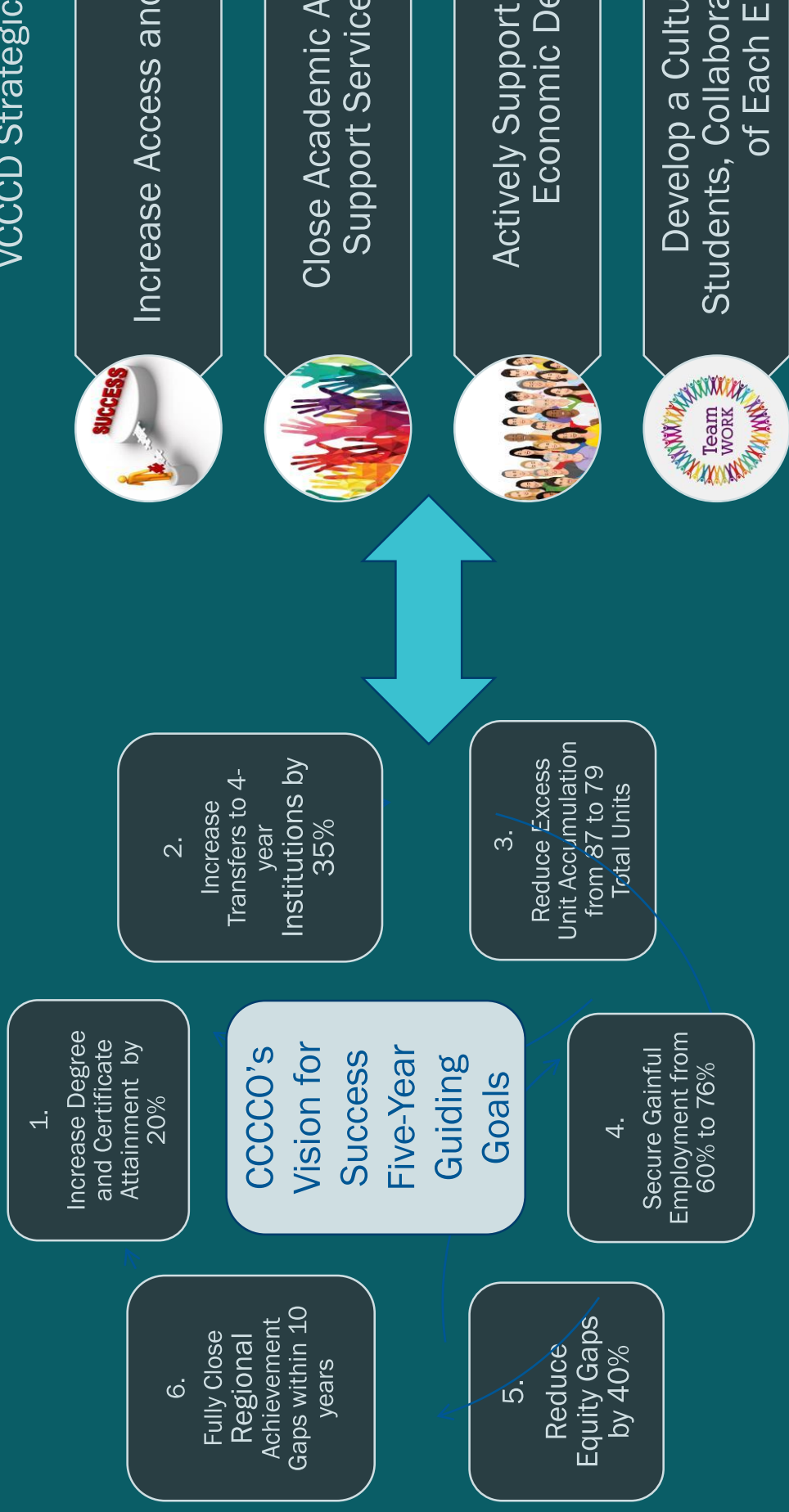


Ventura County Community College District



VISION FOR SUCCESS AND VCCCD

VCCCD Strategic



STRATEGIC GOAL 1: INCREASE ACCESS AND STUDENT SUCCESS

MEASUREMENTS OF ACHIEVEMENT AND STRATEGIES (EXAMPLE)

MEASUREMENTS OF ACHIEVEMENT...

- A. INCREASE THE UNDUPLICATED COUNT OF STUDENTS THAT ACHIEVE A CHANCELLOR'S OFFICE APPROVED CERTIFICATE BY 20% FROM 5,199 TO 6,239 BY 2027. BASE YEAR 2019-20
- B. INCREASE THE PERCENTAGE OF DEGREE, CERTIFICATE OR TRANSFER SEEKING STUDENTS COMPLETING COLLEGE LEVEL ENGLISH AND MATH WITHIN THEIR FIRST YEAR FROM 25% TO 45% BY 2027. (BASE YEAR 2019-20)



STRATEGIES.....

1. IMPLEMENT GUIDED PATHWAYS AND PROMOTE DEGREE AND CERTIFICATE COMPLETION TO STUDENTS
2. STUDENT-CENTERED IMPLEMENTATION OF AB705 AND SUPPORT TO STUDENTS FOR SUCCESS AND TITRATION OF ALL COLLEGE LEVEL COURSES...



TIMELINE GOING FORWARD....

AUGUST 2021

PRESENT DRAFT TO COLLEGES
AND VET
CONDUCT BOARD STUDY
SESSION ON DRAFT

OCTOBER 2021

FIRST READING OF VCCCD
STRATEGIC PLAN

NOVEMBER

SECOND READING
AND APPROVAL OF
STRATEGIC PLAN



CALIFORNIA REOPENING...



Ventura County Community College District

FORWARD THINKING...

- BUILDING ENROLLMENT
- SUPPORT AND CONTINUE DIVERSITY, EQUITY AND INCLUSION ACTIVITIES
- RETURN ALL EMPLOYEES TO ON-SITE WORK
- DEFINE AND IMPLEMENT OUR NEW NORMAL
- EXPAND CONTRACT EDUCATION AND WORKFORCE EDUCATION
- BUILDING AND MAINTAINING COMMUNITY PARTNERSHIPS
- ACCREDITATION PREPARATION
- COLLECTIVE BARGAINING



BUILDING ENROLLMENT AND INCREASING RETENTION

REFRESHING THE BEST OF PAST PRACTICES
AND

BUILDING ON WHAT WE HAVE LEARNED DURING THE P



The Statistical Landscape - Trends that effect enrollment

National data:

Prior to pandemic:

- Drops in enrollment across sectors were attributed to Baby Boom trough - CCs average drop 1.5%.
- By 2025-2029, there will likely be a drop of around 15%, due to the birthrate decline during the Great Recession. There will one 18-24 years after the Pandemic, as birthrates have again dropped.

Pandemic impacts:

- Significant drops in ALL undergrad schools average 4.5% fall 2019 to fall 2020.
 - CC's highest at 9.5% , spring to spring drop is 11.5% .
- Undergrad enrollment fell in all racial and ethnic categories. Enrollment of males down more than 5% and females
- Latinx enrollment, increased prior to the pandemic. At CCs fell over 18% last fall, 13.7% in spring. For males the dr
- African Americans rates fell by 8.8% - For males it was 21.5%.
- “Traditional students” dropped 5.3% in fall 2020. This spring, they were down 14.6%.
- Older students dropped by 2.6%.

California has similar trends with deeper drops:

- CCs saw a drop of 12% (fall 2019-fall 2020) vs 9.5% nationally.
- Dramatic declines at large and small colleges e.g. Santa Ana dropped by 34% and College of the Siskiyou dropped

VENTURA COUNTY: COLLEGE FULL-TIME EQUIVALENT ENROLLMENT

	Moorpark	Oxnard	Ventura
2017-18	11,318	4,994	9,804
2020-21	10,231	4,604	8,928
Decrease	- 1,087	- 390	- 876
Decrease (%)	- 9.6%	- 7.8%	- 8.9%

Fall 2021 enrollments are 19% less than same time last year (59 days before start).

Focused Goal: Increase FTES by 2,400 over the next three years (enrollment period). Total District-wide FTES = 26,116 or greater by 2023 (enrollment period).



VENTURA COUNTY HEALTH AND SAFETY STATUS

CURRENT STATUS:

STATE - CA GOVERNOR'S REOPENING PLAN

CAL/OSHA STANDARD 3205 REVISIONS

VOLUNTARY VACCINATION VERIFICATION

BOARD OF GOVERNOR'S JULY 15TH CONSIDERATION

VENTURA COUNTY VACCINATION RATES - 59% AGES 12+ WITH DOSES AND 71% AGES 18+ WITH AT LEAST ONE DOSE

NEW VIRUS VARIANTS



DISTRICT VACCINATION STATUS

VCCCD SURVEY INFORMATION:

- **EMPLOYEES (869 RESPONDENTS)**
 - 83% vaccinated
 - 45% non-vaccinated plan to get vaccinated
 - 69% support vaccine mandate
- **STUDENTS (3,162 RESPONDENTS)**
 - 62% vaccinated
 - 36% non-vaccinated plan to get vaccinated
 - 60% support vaccine mandate



HEALTH AND SAFETY PROTOCOL CHANGES - EFFECTIVE JULY 1, 2021

EMPLOYEES:

ALL – MASK WEARING VOLUNTARY OUTDOORS, COMPLETE PRE-SCREENING SCREENING PROCESS, QR CODE SCANNING, NO PHYSICAL DISTANCING

VERIFIED VACCINATED – MASK WEARING VOLUNTARY INDOORS

UNVERIFIED OR UNVACCINATED - N-95 MASK REQUIRED INDOORS WITH EXCEPTED (E.G. EATING), COVID-19 TESTING (EVERY TWO WEEKS OR WHEN SYMPTOMS APPEAR)

STUDENTS:

ALL – MASK WEARING VOLUNTARY OUTDOORS, COMPLETE PRE-SCREENING SCREENING PROCESS, QR CODE SCANNING, NO PHYSICAL DISTANCING

VERIFIED VACCINATED - MASK WEARING VOLUNTARY INDOORS

UNVERIFIED OR UNVACCINATED – WEAR N-95 MASK INDOORS WITH EXCEPTED (E.G. EATING), COVID-19 TESTING (EVERY TWO WEEKS OR WHEN SYMPTOMS APPEAR)



VCCCD POSITION ON COVID-19 MANDATE TO BE O

- THE VCCCD STRONGLY RECOMMENDS FOR ALL EMPLOYEES AND STUDENTS TO BE VACCINATED AS SOON AS POSSIBLE AND PROCEED WITH VERIFICATION
- UNVERIFIED OR NON-VACCINATED STUDENTS ARE ENCOURAGED TO REGISTER ONLY FOR ONLINE INSTRUCTION AND ACCESS REMOTE SUPPORT SERVICES
- THE VCCCD WILL MONITOR INFORMATION AND ACTION FROM THE 15TH BOARD OF GOVERNORS' MEETING ALONG WITH GUIDELINES AND LOCAL CONDITIONS TO CONSIDER A BOARD POLICY REQUIRING AND/OR STUDENT VACCINATION AT THE AUGUST MEETING.



EMPLOYEE RETURN TO ON-SITE WORK ADJUSTMENTS

- ALL EMPLOYEES NOT ALREADY WORKING ON-SITE WILL CONTINUE RETURN TO ON-SITE WORK WITH COMMUNICATION AND DIRECTION OF THEIR SUPERVISORS IN COORDINATION WITH IT
- ALL MANAGERS AND SUPERVISORS ARE TO RETURN TO FULL-TIME ON-SITE WORK OR BEFORE JULY 1, 2021
- ALL AREAS (E.G. FINANCIAL AID, REGISTRATION, COUNSELING, EOPS, ETC.) ARE TO BE OFFERING IN-PERSON APPOINTMENTS IN ADDITION TO CONTINUED SUPPORT AS SOON AS POSSIBLE DURING THE MONTH OF JULY 2021
- ALL EMPLOYEES PARTICIPATING IN FULL-TIME ON-SITE WORK BY AUGUST 1, 2021
- THE MANDATORY FLEX DAY WILL BE IN-PERSON THIS YEAR
- ALL FULL-TIME FACULTY AND PART-TIME FACULTY WITH IN-PERSON INSTANT SCHEDULE ON-SITE OFFICE HOURS TO COMPLEMENT ONLINE OFFICE HOURS



CURRENT FALL INSTRUCTIONAL SCHEDULE

VCCCD Fall 2021 Course Delivery Method

	Face-to-face		Hybrid		Online		<u>Total Co</u>
	<u>Sections</u>	<u>%</u>	<u>Sections</u>	<u>%</u>	<u>Sections</u>	<u>%</u>	
Moorpark College	252	19%	113	8%	994	73%	1,359
Oxnard College	118	19%	165	27%	325	53%	608
Ventura College	117	11%	189	18%	748	71%	1,054
VCCCD	487	16%	467	15%	2,067	68%	3,021

Note: Crosslisted sections are aggregated under the primary section



FALL INSTRUCTIONAL SCHEDULE ADJUSTMENTS WILL OCCUR

- ADJUSTMENTS IN INSTRUCTIONAL MODE ARE ENCOURAGED AS COLLEGE FACULTY AND STAFF ADJUST THEIR SCHEDULES TO PROVIDE MORE IN-PERSON OPTIONS AND TO ESTABLISH THE MOST ACCESSIBLE SCHEDULE WITH DIVERSE OPTIONS
- FACULTY MAY VOLUNTARILY CONTACT DEAN/DEPARTMENT CHAIR OR DEAN/DEPARTMENT CHAIR FOR CHANGES OR CHANGES MAY BE MADE DIRECTLY BY THE DEAN/DEPARTMENT CHAIR
- ONLINE CLASSES WITH NO OR LOW ENROLLMENT MAY BE CONVERTED TO ANOTHER INSTRUCTIONAL MODE
- CREATIVITY IN SCHEDULE AND INSTRUCTIONAL MODE ADJUSTMENTS ARE ENCOURAGED TO MAXIMIZE ACCESS AND RETENTION TO SUPPORT BUILDING ENROLLMENT



USING ONE-TIME FUNDING TO BUILD ENROLLMENT-GETTING READY FOR THE FUTURE

DIRECT SUPPORT TO STUDENTS

RECRUITMENT AND RETENTION

MARKETING AND OUTREACH

FACILITIES AND TECHNOLOGY IMPROVEMENTS AND UPGRADES

SUPPORTING TRAINING AND TECHNOLOGY NEEDS FOR EMPLOYEES AND STUDENTS

CAMPUS AND DISTRICT WORK GROUPS FOR INNOVATION AND PEER SUPPORT



REMOVING BARRIERS FOR STUDENTS WHO ARE IN THE WORKFORCE, RESPONSIBLE FOR CHILDREN OR OTHER FAMILY MEMBERS, HAVE STRAINED FINANCES, ETC.

- Accommodating student schedule needs
- Identifying resources through the colleges and with partners for and childcare and facilitating support use
- Support technology needs
- Expand on-campus student employment
 - Student employees as peer guides for campus information, financial aid/scholarships, mentoring, COVID-19 screening, classroom support



INSTRUCTION SERVICES

INSTRUCTION PLATFORMS AND TRANSITION ACTIVITIES -

ON-SITE CLASSES

- In-person with enhancements learned through the pandemic
- Proportion with other platforms
- Strategies to increase

REMOTE (SYNCHRONOUS AND ASYNCHRONOUS)

- Tech support
- Ongoing online instruction practices and training

MIXED ON-SITE AND REMOTE CLASSES

- On-campus zoom rooms



STUDENT SERVICES, FINANCIAL AID, AND COUNSELING

ON-SITE AND ONLINE STUDENT SERVICES AND COUNSELING

- Extending hours
- Scheduled appointment and drop in options
- Targeted outreach to students who have dropped or stopped out – phone, personal touch interaction
- Increase in basic needs support for all students, especially the hard hit pandemic
- Find ways to improve college attendance affordability – streamline systems to pre-qualify students for financial support.
- Reduce students' and families' uncertainty with clarity regarding costs and benefits.



THE VCCCD AND MOORPARK, OXNARD, AND VENTURA COLLEGE

- WE HAVE BEEN OPEN AND SERVING OUR STUDENTS AND COMMUNITIES THROUGHOUT THE PANDEMIC
- WE ARE HERE TO ADVANCE DIVERSITY, EQUITY, INCLUSIVITY, AND SOCIAL JUSTICE
- WE WILL APPLY RESOURCES TO NEW TECHNOLOGY AND PRACTICES TO HELP US EXPAND STUDENT ACCESS AND BROADEN SUPPORT SERVICES
- WE ARE INVESTING IN MEETING CURRENT NEEDS AND FOR THE FUTURE
- THE VCCCD IS HERE FOR YOU!

